

---

# ***Citizen Well-being and Good Governance***

---

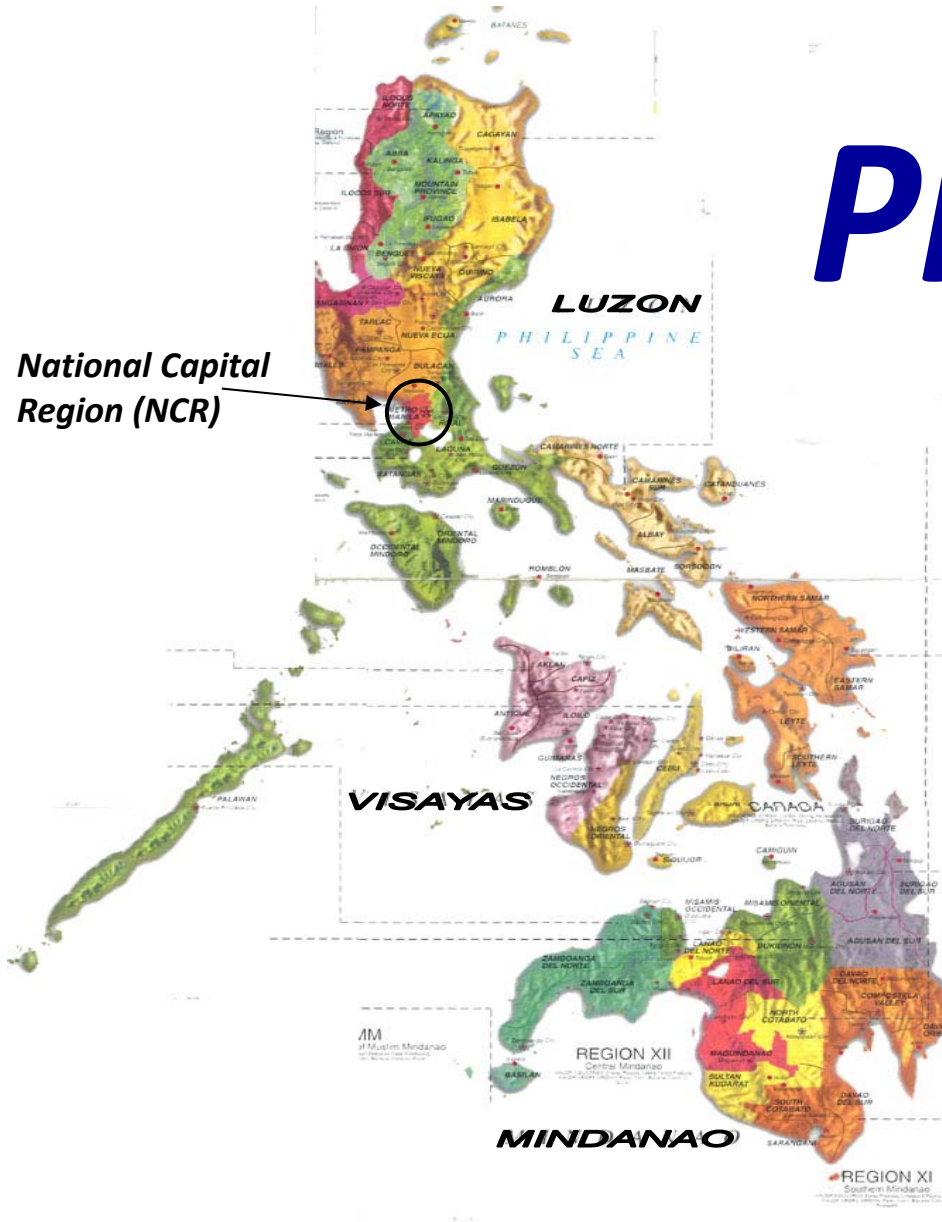
***Gerardo Sandoval and Malou Tabor  
Social Weather Stations (SWS), Philippines***

***Presented at WAPOR Asia Pacific 5<sup>th</sup> Annual Conference  
November 13-15, 2022, Dubai, United Arab Emirates***



# Philippines

National Capital  
Region (NCR)



- 4 major areas
- 17 regions
- 82 provinces
- 1,487 municipalities
- 7,641 islands
- 301,000 km<sup>2</sup>
- 2020 population = 109.04M

Source: <http://psa.gov.ph/>

# ***Social Weather Stations***

***([www.sws.org.ph](http://www.sws.org.ph))***

- ***Established in August 1985***
- ***private, non-stock, non-profit and politically non-partisan survey research institution***
- ***734 surveys (337 national + 397 sub-national) as of October 2022***
- ***131,268 survey questions***

# ***Social Weather Report (SWR) Surveys***

- ***SWRs regularly cover **past and future quality of life, satisfaction with governance**, poverty and hunger, crime and opinion on contemporary issues.***
- ***Conducted twice a year during 1986-1991, quarterly since 1992, across 6 regimes:***
  - ***Corazon Aquino (1986-1992)***
  - ***Fidel Ramos (1992-1998)***
  - ***Joseph Estrada (1998-2001)***
  - ***Gloria Macapagal-Arroyo (2001-2010)***
  - ***Benigno Simeon Aquino III (2010-2016)***
  - ***Rodrigo Duterte (2016-2022)***

# ***SWR Methodology***

- ***National surveys of at least 1,200 adults (age 18+)***
- ***Multi-stage sampling***
  - ***Select provinces and barangays (villages) using Probability Proportional to Size (PPS) sampling***
  - ***Systematically select dwelling units within sample barangays/villages***
  - ***Randomly select qualified respondent within the sampled household***

# ***Citizen Well-being***

- ***Past quality of life (Gainers vs Losers)***
- ***Future quality of life (Optimists vs Pessimists)***

# ***Satisfaction with Governance***

- ***Satisfaction rating of the President***
- ***Satisfaction rating of the Vice-President,***
- ***Satisfaction rating of the National Administration on the overall and on specific issues***

# ***Citizen Well-being***

## **PAST QUALITY OF LIFE:**

**Q. Comparing your quality of life these days to how it was 12 months ago, would you say that your quality of life is..?**

***Better now than before (Gainers)***

***Same as before***

***Worse now than before (Losers)***

## **FUTURE QUALITY OF LIFE:**

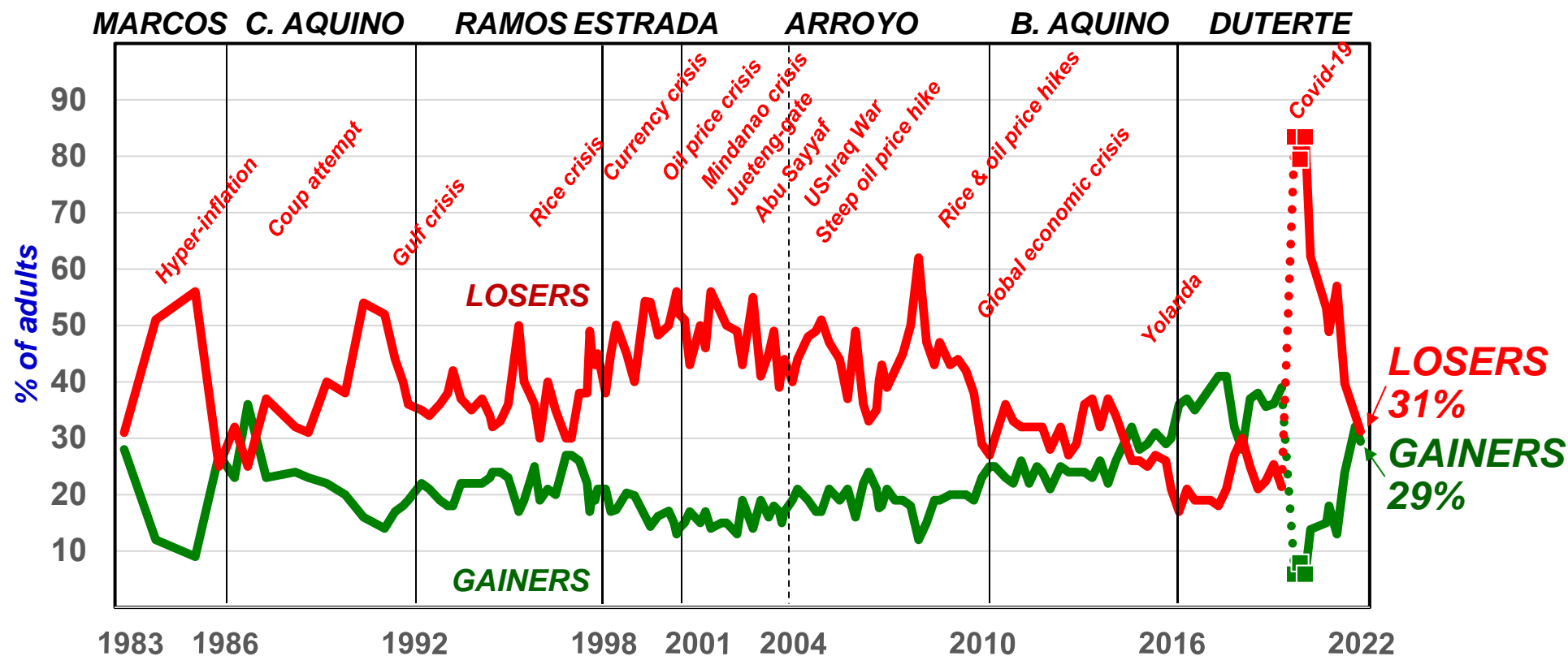
**Q. In your opinion, what will be the quality of your life in the coming 12 months? Would you say that your quality of life..?**

***Will be better (Optimists)***

***Same***

***Will be worse (Pessimists)***

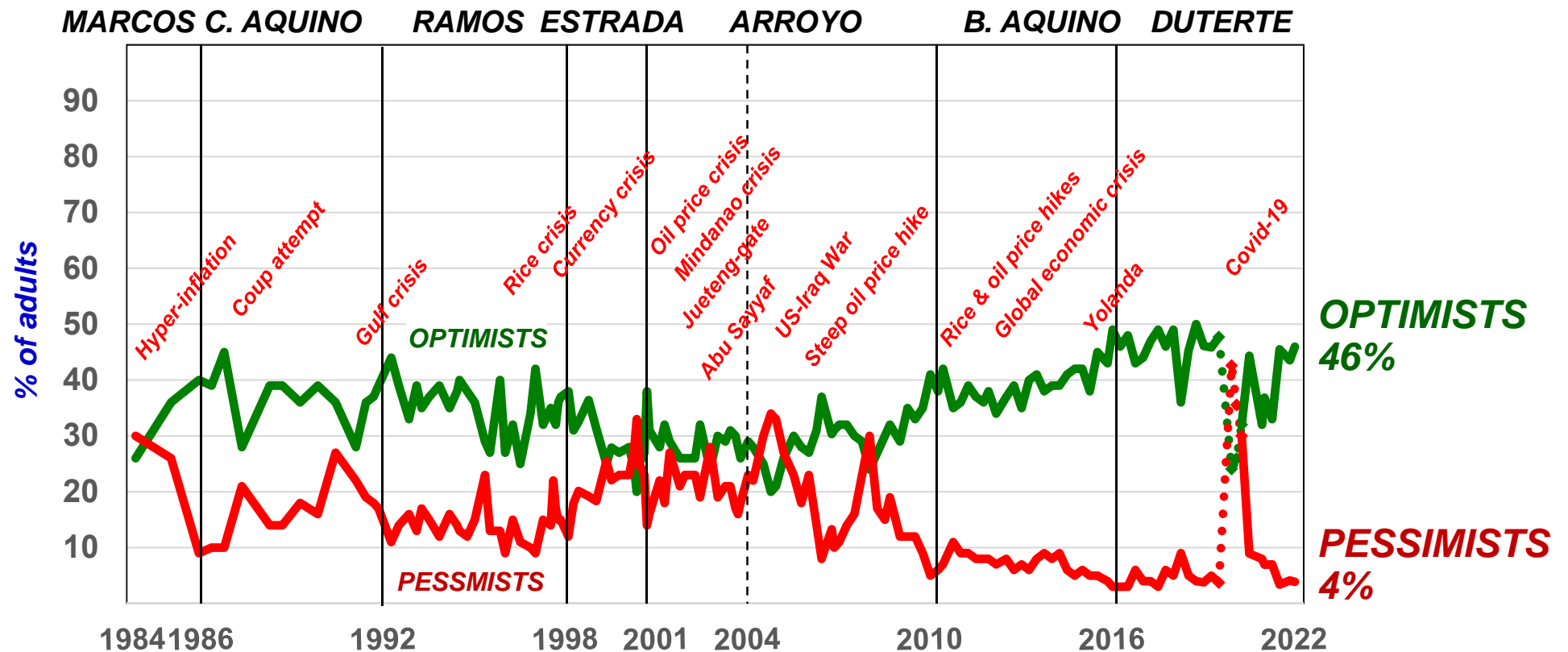
# CHANGE IN PERSONAL QUALITY OF LIFE OVER THE PAST 12 MONTHS: TOTAL PHILIPPINES, APR 1983 TO JUN 2022



Notes: Don't know and non-responses are not shown. All points connected by broken lines are from mobile phone surveys. Face-to-face interviewing resumed in November 2020.



# EXPECTED CHANGE IN PERSONAL QUALITY-OF-LIFE IN THE NEXT 12 MONTHS: PHILIPPINES, APR 1984 TO JUN 2022



*Notes: Don't know and non-responses are not shown. All points connected by broken lines are from mobile phone surveys. Face-to-face interviewing resumed in November 2020.*

## ***Satisfaction with Governance***

***Q. Please tell me how satisfied or dissatisfied you are with the performance of (NAME) as (Position) of the Philippines. Are you...?***

***Very satisfied***

***Somewhat satisfied***

***Undecided if satisfied or dissatisfied***

***Somewhat dissatisfied***

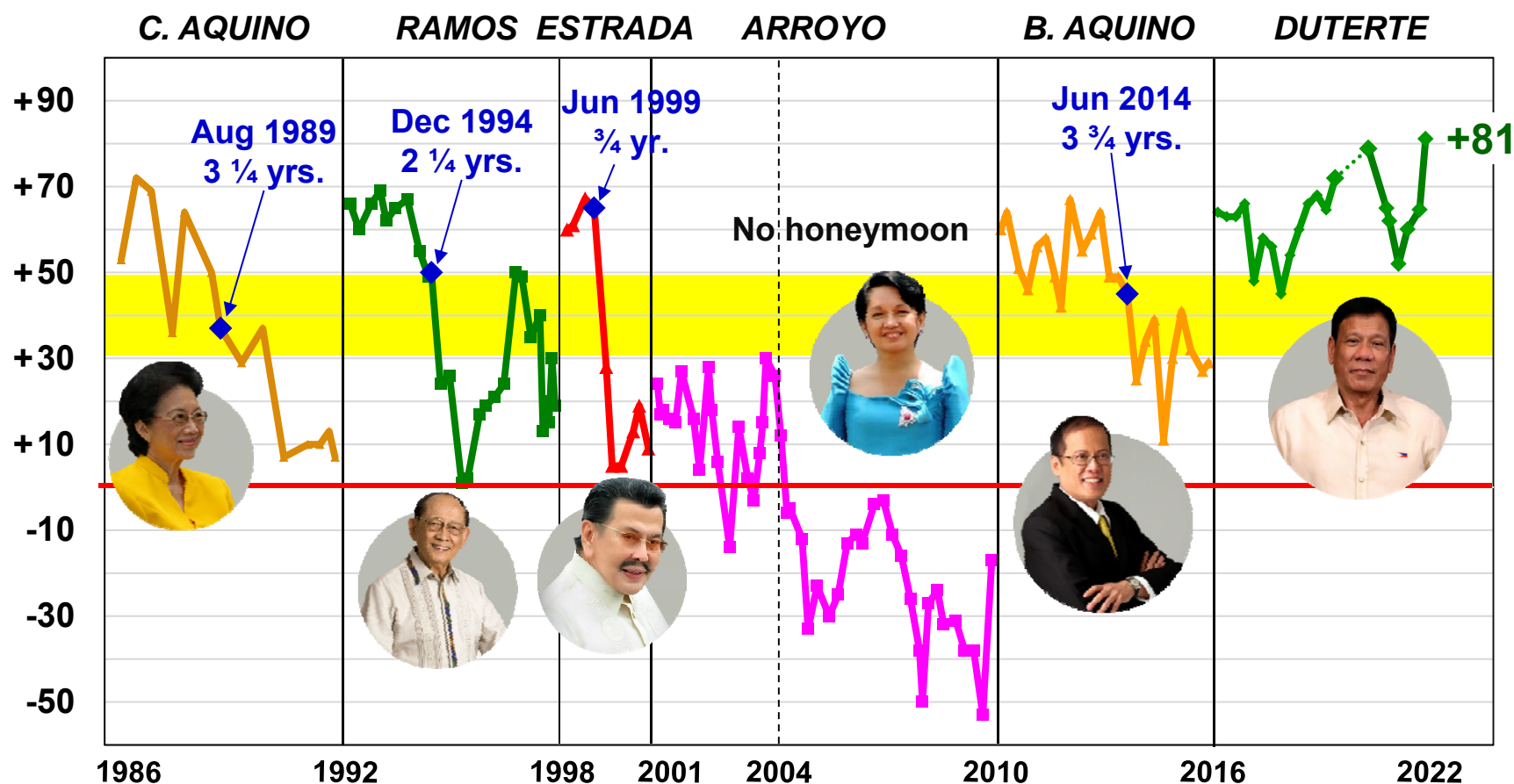
***Very dissatisfied***

***Net Satisfaction Rating = (VS + SS) – (SD + DD)***

# ***SWS TERMS FOR NET SATISFACTION***

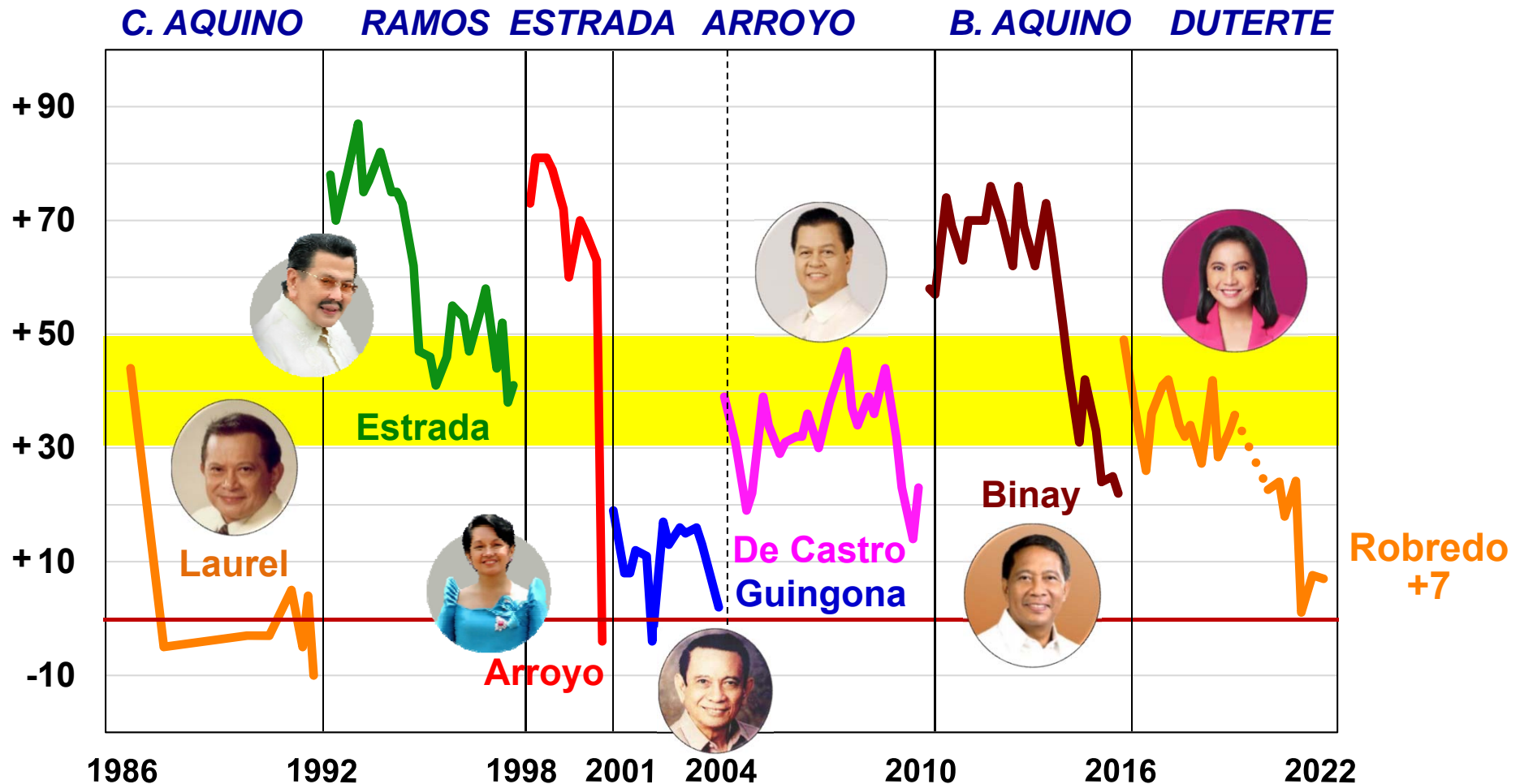


# NET SATISFACTION RATINGS\* OF PRESIDENTS: PHILIPPINES, MAY 1986 TO JUN 2022



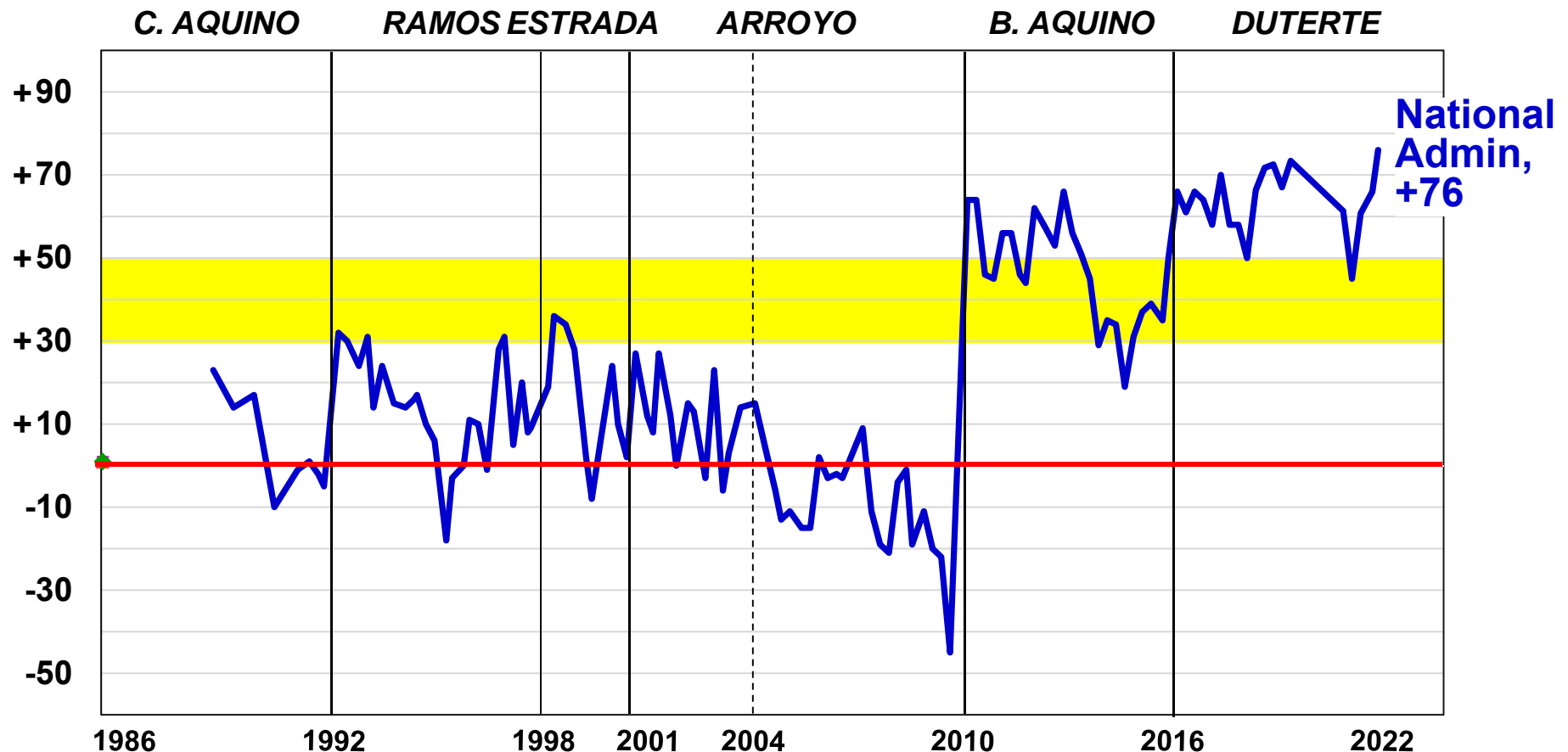
\*% Satisfied minus % Dissatisfied correctly rounded. Ignores Don't Know and Refused to Answer responses.

# NET SATISFACTION RATINGS\* OF VICE-PRESIDENTS, PHILIPPINES, OCT 1986 TO JUN 2022



\* Net figures (% Satisfied minus % Dissatisfied) correctly rounded. In 2020, satisfaction rating of top officials was fielded only once because only in November 2020 was SWS able to resume face-to-face interviewing since the COVID-19 pandemic struck.

# NET SATISFACTION RATINGS\* OF THE NATIONAL ADMINISTRATION: *PHILIPPINES, MAY 1986 TO JUN 2022*



\*% Satisfied minus % Dissatisfied correctly rounded. Ignores Don't Know and Refused to Answer responses.

# NET\* SATISFACTION WITH THE NATIONAL ADMINISTRATION, JUNE 2022

## Overall performance of National Administration

**+76** *Excellent*

Ensuring all will be vaccinated against COVID-19

**+73**

Taking care and curing of COVID-19 patients

**+71**

*Excellent (2)*

Campaign against illegal drugs

**+64**

Helping the poor

**+59**

*Very good (2)*

Fighting crimes

**+36**

Transparency in government activities

**+36**

*Good (2)*

Prosecuting tax evaders

**+17**

Eradicating corruption

**+15**

*Moderate (2)*

Ensuring no hunger

**+8**

*Neutral (1)*

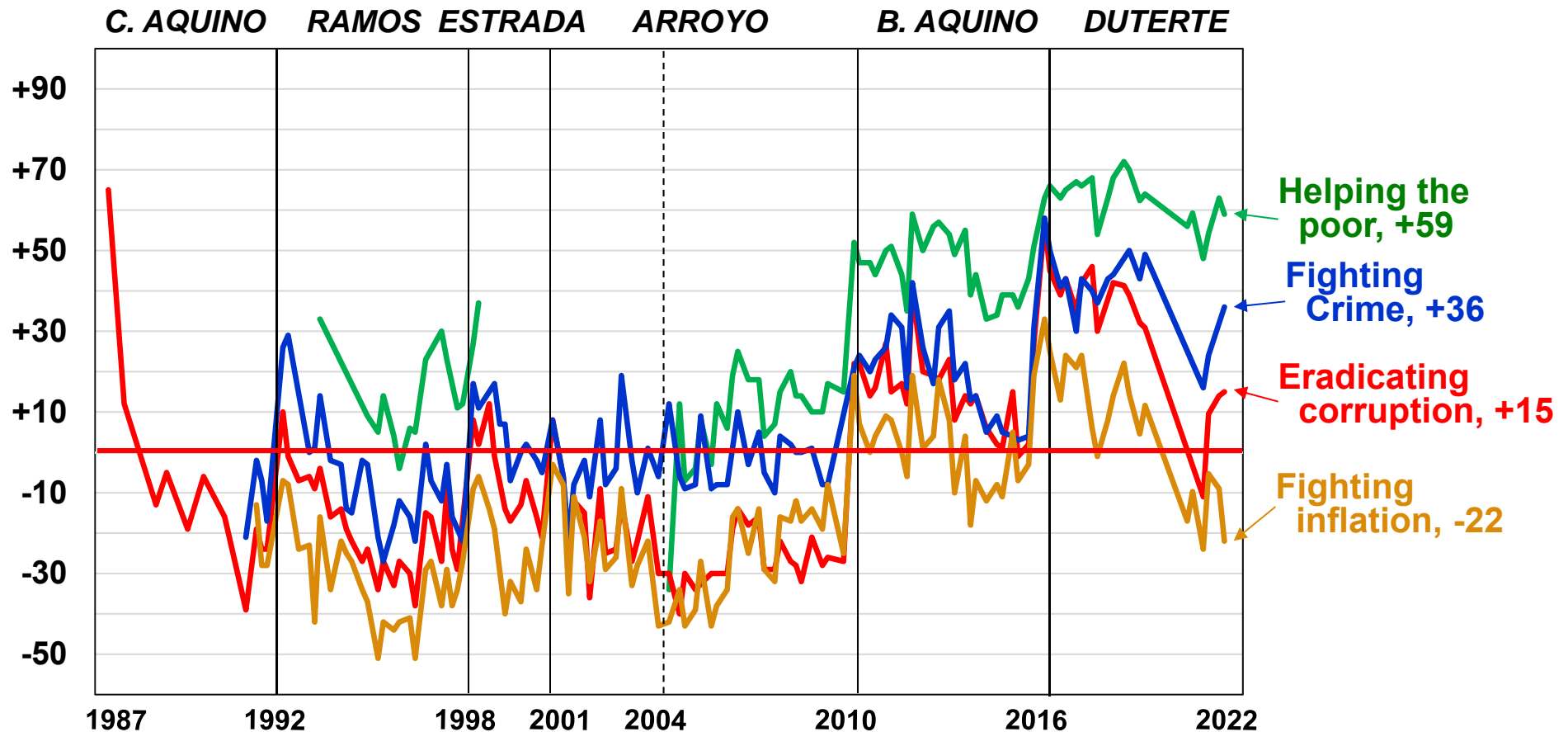
Fighting inflation

**-22**

*Poor (1)*

\* Net figures (% Satisfied minus % Dissatisfied) correctly rounded.

# NET SATISFACTION RATINGS\* OF THE NATIONAL ADMINISTRATION: **PHILIPPINES**, MAY 1986 TO JUN 2022



\*% Satisfied minus % Dissatisfied correctly rounded. Ignores Don't Know and Refused to Answer responses.



## AVERAGE NET SATISFACTION WITH THE PERFORMANCE OF 6 NATIONAL ADMINISTRATIONS, 1986-2022

Administration	President	Vice-President	National Administration	Performance on the selected issues:			
				Helping the Poor	Fighting Crime	Eradicating Corruption	Fighting Inflation
<b>Overall</b>	<b>+29</b> Moderate	<b>+40</b> Good	<b>+24</b> Moderate	<b>+31</b> Good	<b>-3</b> Neutral	<b>+8</b> Neutral	<b>-15</b> Poor
<b>1. C. Aquino</b>	<b>+33</b> Good	<b>+3</b> Neutral	<b>+5 (a)</b> Neutral	(b)	<b>-11 (c)</b> Poor	<b>-8 (d)</b> Neutral	<b>-23 (e)</b> Poor
<b>2. Ramos</b>	<b>+38</b> Good	<b>+61</b> V Good	<b>+14</b> Moderate	<b>+13</b> Moderate	<b>-7</b> Neutral	<b>-19</b> Poor	<b>-32</b> Bad
<b>3. Estrada</b>	<b>+33</b> Good	<b>+64</b> V Good	<b>+15</b> Moderate	<b>+32</b> Good	<b>+4</b> Neutral	<b>-7</b> Neutral	<b>-24</b> Poor
<b>4. Arroyo</b>	<b>-8</b> Neutral	<b>+25</b> Moderate	<b>-2</b> Neutral	<b>+9</b> Neutral	<b>-3</b> Neutral	<b>-23</b> Poor	<b>-24</b> Poor
<b>5. B. Aquino</b>	<b>+45</b> V Good	<b>+57</b> V Good	<b>+47</b> Good	<b>+46</b> Good	<b>+20</b> Moderate	<b>+15</b> Moderate	<b>+2</b> Neutral
<b>6. Duterte</b>	<b>+63</b> V Good	<b>+29</b> Moderate	<b>+64</b> V Good	<b>+60</b> V Good	<b>+40</b> Good	<b>+33</b> Good	<b>+7</b> Neutral

*Notes: (a) started 1989; (b) no surveys; (c) started 1990; (d) started 1987; (e) started 1991.*

## ***RELATIONSHIP BETWEEN PAST QOL AND SATISFACTION WITH GOVERNANCE, 1986-2022***

<i>Administration</i>	President	Vice-President	<i>National Administration</i>	<i>Performance on the selected issues:</i>			
				<i>Helping the Poor</i>	<i>Fighting Crime</i>	<i>Eradicating Corruption</i>	<i>Fighting Inflation</i>
<b><u>Overall</u></b>	<b><u>Moderate +</u></b>	<b><u>Weak +</u></b>	<b><u>Strong +</u></b>	<b><u>Strong +</u></b>	<b><u>Strong +</u></b>	<b><u>Strong +</u></b>	<b><u>Strong +</u></b>
<b>1. C. Aquino</b>	<b>Strong +</b>	<b>Moderate +</b>	<b>Strong +</b>	---	<b>Weak +</b>	<b>Strong +</b>	---
<b>2. Ramos</b>	<b>Moderate +</b>	<b>Weak +</b>	<b>Moderate +</b>	<b>Weak +</b>	<b>Weak +</b>	<b>Weak +</b>	<b>Weak +</b>
<b>3. Estrada</b>	<b>Strong +</b>	<b>Moderate +</b>	<b>Strong +</b>	<b>Strong +</b>	<b>Strong +</b>	<b>Strong +</b>	<b>Moderate +</b>
<b>4. Arroyo</b>	<b>Weak –</b>	<b>Weak +</b>	<b>Weak –</b>	<b>Weak +</b>	<b>Weak +</b>	<b>Zero</b>	<b>Zero</b>
<b>5. B. Aquino</b>	<b>Moderate –</b>	<b>Strong –</b>	<b>Weak –</b>	<b>Weak –</b>	<b>Moderate –</b>	<b>Weak –</b>	<b>Weak +</b>
<b>6. Duterte</b>	<b>Weak –</b>	<b>Moderate +</b>	<b>Moderate +</b>	<b>Moderate +</b>	<b>Strong +</b>	<b>Strong +</b>	<b>Strong +</b>

\* Dancey & Reidy (2007)

## ***RELATIONSHIP BETWEEN FUTURE QOL AND SATISFACTION WITH GOVERNANCE, 1986-2022***

<i>Administration</i>	President	Vice-President	<i>National Administration</i>	<i>Performance on the selected issues:</i>			
				<i>Helping the Poor</i>	<i>Fighting Crime</i>	<i>Eradicating Corruption</i>	<i>Fighting Inflation</i>
<b><u>Overall</u></b>	<b><u>Moderate +</u></b>	<b><u>Weak +</u></b>	<b><u>Strong +</u></b>	<b><u>Strong +</u></b>	<b><u>Moderate +</u></b>	<b><u>Strong +</u></b>	<b><u>Strong +</u></b>
<b>1. C. Aquino</b>	<b>Strong +</b>	<b>Moderate +</b>	<b>Moderate +</b>	<b>---</b>	<b>Moderate +</b>	<b>Moderate +</b>	<b>---</b>
<b>2. Ramos</b>	<b>Moderate +</b>	<b>Moderate +</b>	<b>Strong +</b>	<b>Moderate +</b>	<b>Moderate +</b>	<b>Moderate +</b>	<b>Strong +</b>
<b>3. Estrada</b>	<b>Strong +</b>	<b>Moderate +</b>	<b>Strong +</b>	<b>Strong +</b>	<b>Strong +</b>	<b>Strong +</b>	<b>Strong +</b>
<b>4. Arroyo</b>	<b>Weak –</b>	<b>Weak +</b>	<b>Weak –</b>	<b>Weak +</b>	<b>Weak +</b>	<b>Weak +</b>	<b>Moderate +</b>
<b>5. B. Aquino</b>	<b>Moderate –</b>	<b>Strong –</b>	<b>Moderate –</b>	<b>Moderate –</b>	<b>Moderate –</b>	<b>Weak –</b>	<b>Weak –</b>
<b>6. Duterte</b>	<b>Zero</b>	<b>Weak +</b>	<b>Moderate +</b>	<b>Moderate +</b>	<b>Moderate +</b>	<b>Moderate +</b>	<b>Moderate +</b>

\* Dancey & Reidy (2007)

# **SUMMARY**

- *Gainers high since 2014*
- *Optimism generally higher than pessimism across administrations*
- *Honeymoon ratings for presidents, with varying lengths*
- *Highest net satisfaction rating during B. Aquino and Duterte administrations*
- *Positive correlation between citizen well-being and satisfaction with governance, except during B. Aquino's administration.*

# ***The SWS Knowledge Center***



***[www.sws.org.ph](http://www.sws.org.ph)***

***#52 Malingap Street, Sikatuna Village,  
Quezon City, Philippines***

***E-mail: [sws\\_info@sws.org.ph](mailto:sws_info@sws.org.ph)***

***Tels: (632) 8-924-4456, 8-924-4458, 8-924-4465***