

Democratic Attitudes and Regime Support

Findings from the AmericasBarometer



VANDERBILT
UNIVERSITY®



What is the AmericasBarometer?



- 2004-2019: 310K + interviews in 34 countries
- Nationally representative, stratified by region and rural/urban residence
- Face-to-face interviews in 8 languages using mobile devices
- Topics: the economy, rule of law, state capacity, trust in institutions, individual values, corruption, security, and more
- Data and reports available for free download on lab website:
www.vanderbilt.edu/lapop

What is the AmericasBarometer?



2020 Off-cycle Studies:

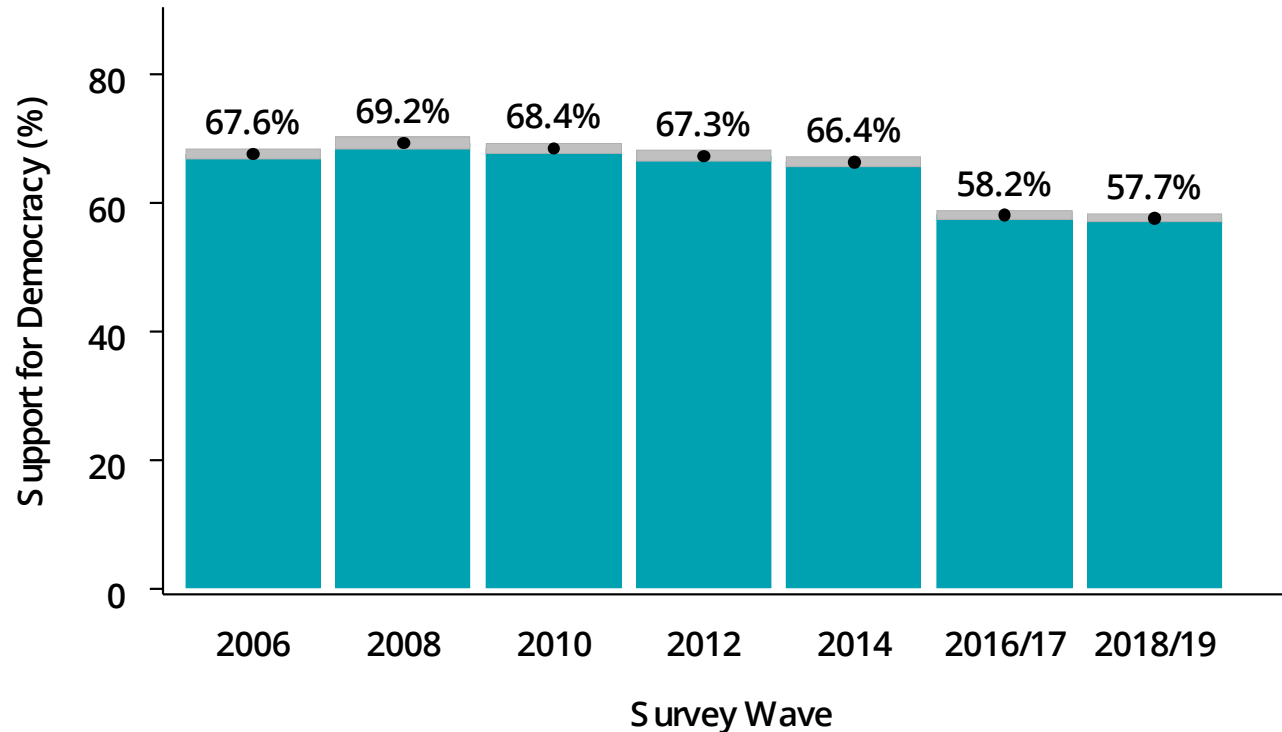
- 4 countries (ECU, HAI, MEX, PER)
- Computer-Assisted Telephone Interviewing
- Virtual fieldwork team training and questionnaire pretesting

Presentation Outline

1. Democratic Backsliding
2. Factors Contributing to the Democratic Deficit
3. Pandemic and Democratic Attitudes

Democratic Backsliding

Support for democracy at an all-time low in the LAC region

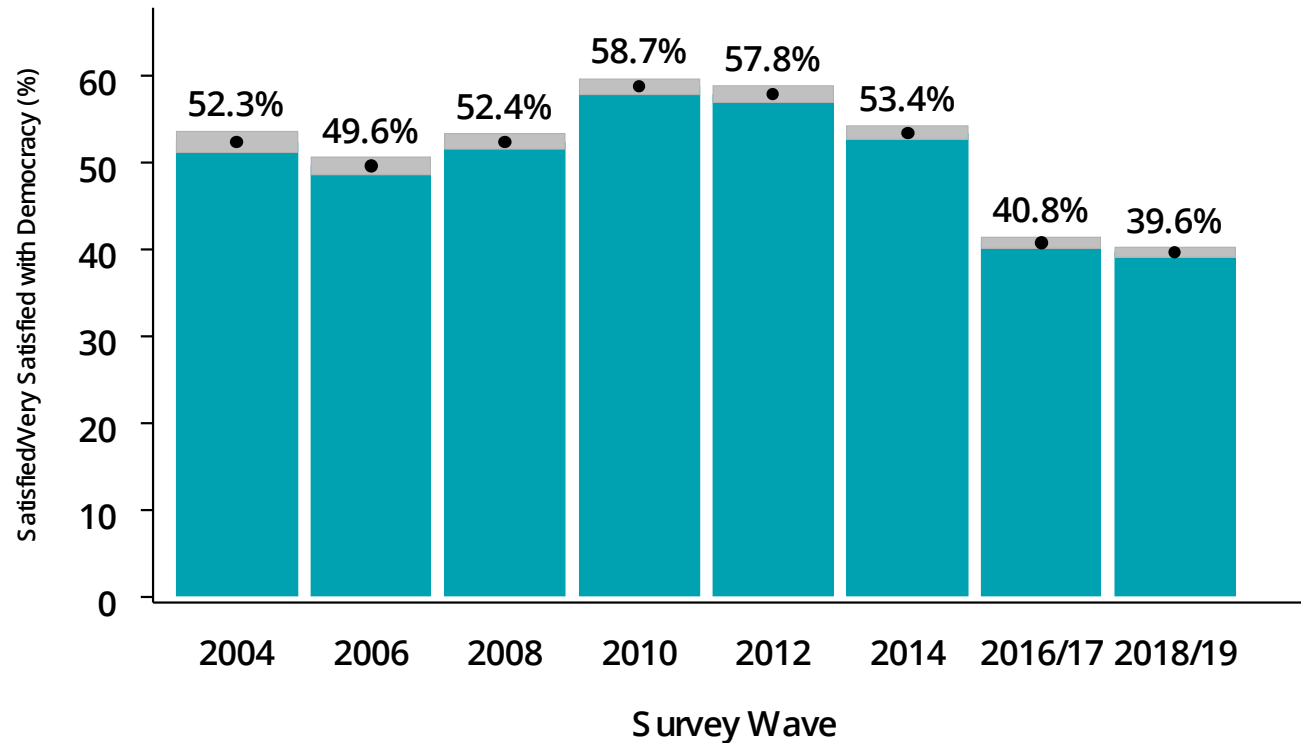


95 % Confidence Interval
(with Design-E ffects)

Source: AmericasBarometer, LAPOP, 2018/19; (GM August 2019)

ING4. Democracy may have problems, but it is better than any other form of government. To what extent do you agree or disagree with this statement? 5, 6, 7 coded as “support”.

Satisfaction with democracy has decreased since 2010

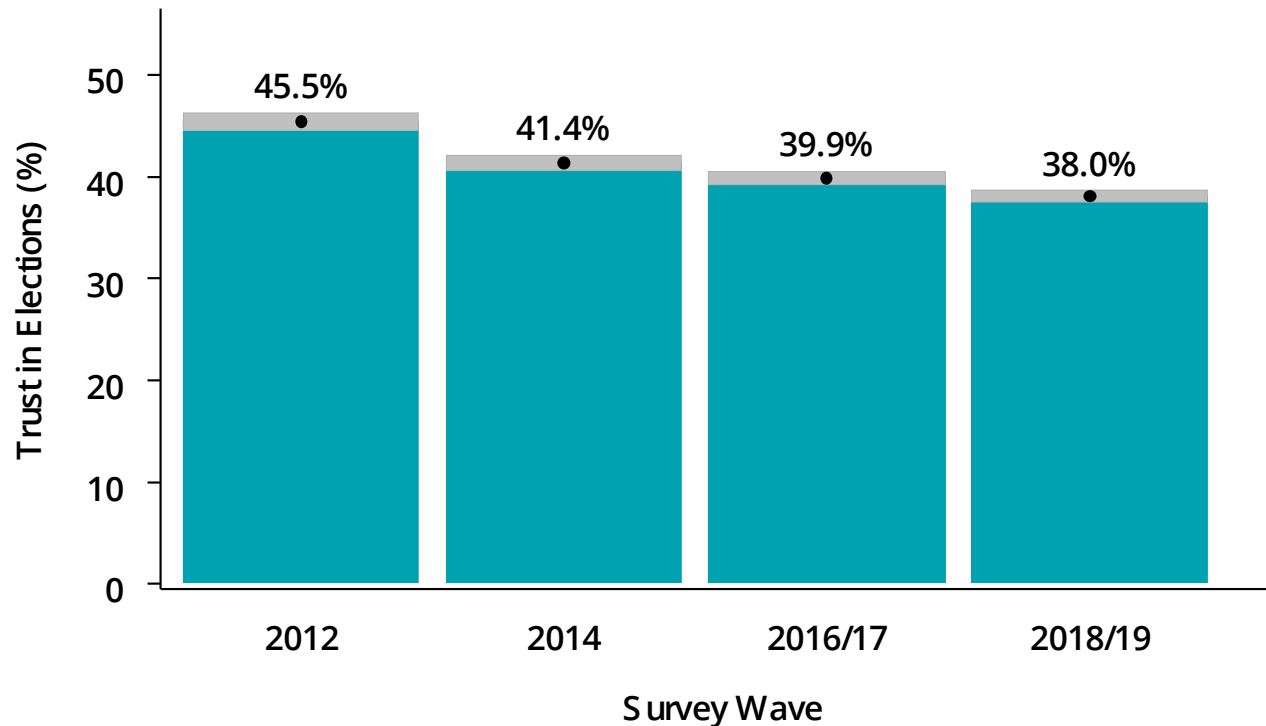


95 % Confidence Interval
(with Design-E ffects)

Source: ☐ AmericasBarometer, LAPOP, 2018/19; (GM August 2019)

PN4. In general, would you say that you are very satisfied, satisfied, dissatisfied or very dissatisfied with the way democracy works in (country)?
Graph shows % very satisfied or satisfied (vs. not).

Trust in elections continues to slip

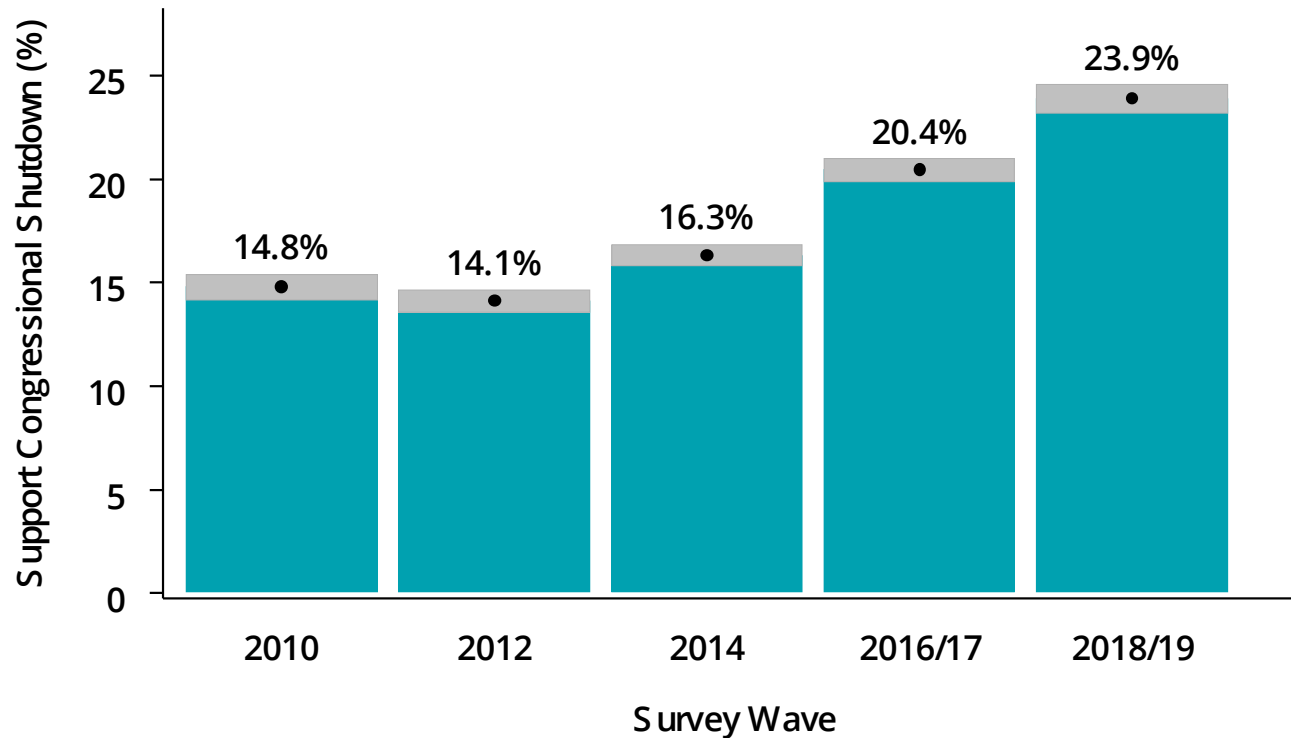


95 % Confidence Interval
(with Design-Effects)

Source: □ AmericasBarometer, LAPOP, 2018/19; (GM August 2019)

B47A. To what extent do you trust elections in this country? 5, 6, 7 coded as “trust”.

Tolerance for dissolving Congress (in times of crisis) is rising



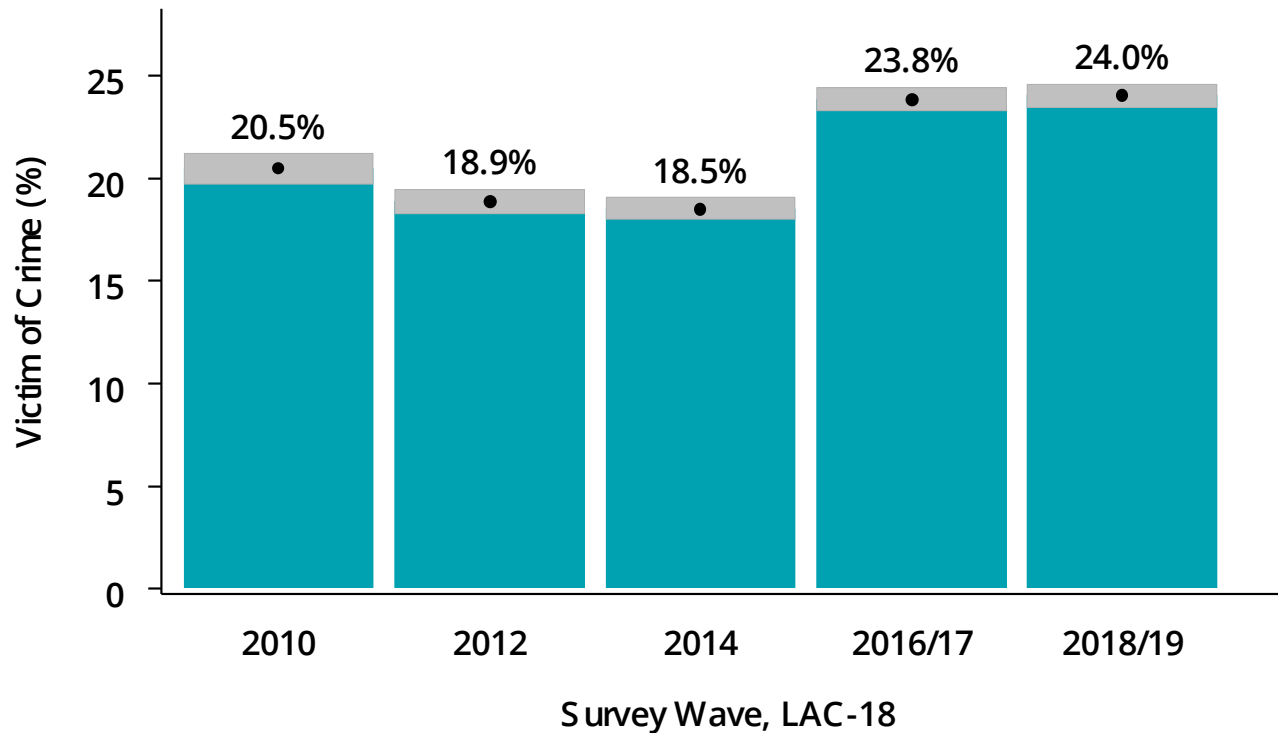
95 % Confidence Interval
(with Design-Effects)

Source: AmericasBarometer, LAPOP, 2018/19; (GM August 2019); jc15a

JC15A. Do you believe that when the country is facing very difficult times it is justifiable for the president of the country to close the Congress and govern without Congress?

Factors Contributing to the Democratic Deficit

1 in 4 are crime victims

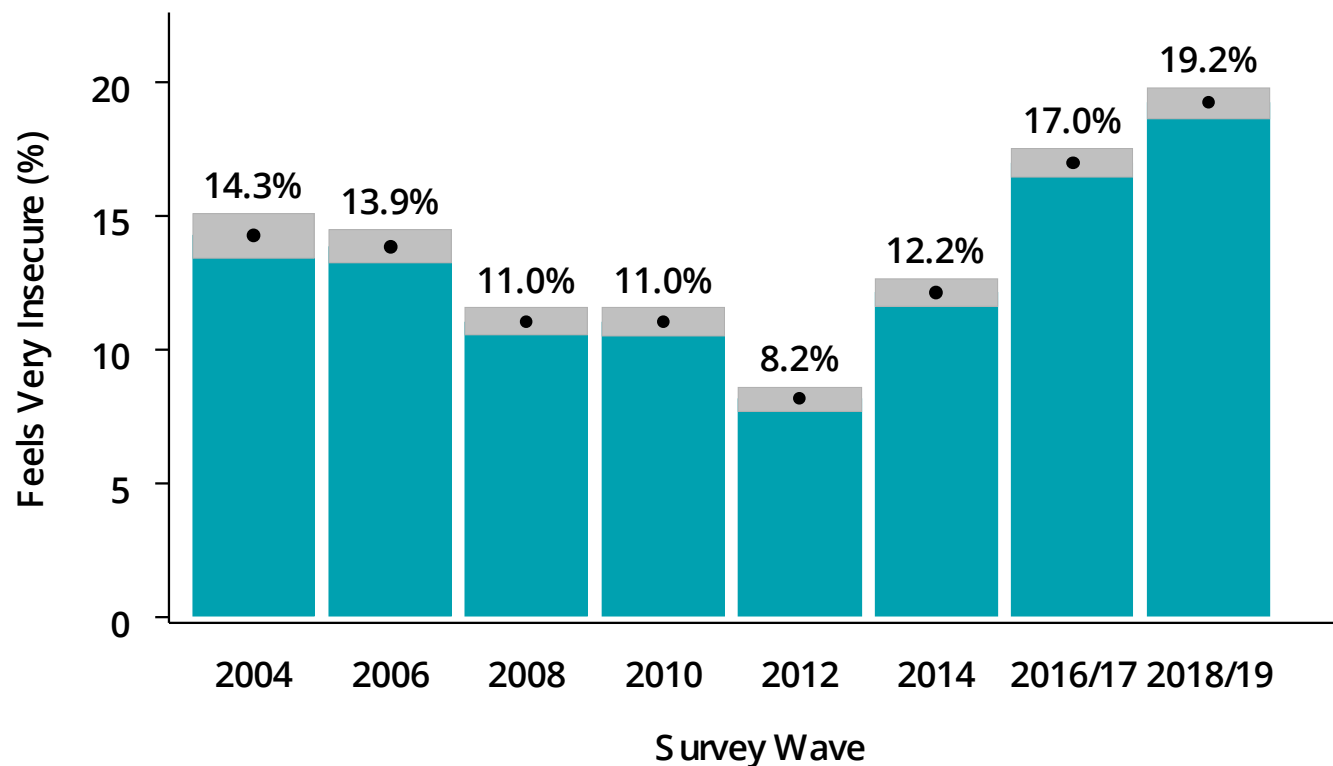


95 % Confidence Interval
(with Design-Effects)

Source: AmericasBarometer, LAPOP

VIC1EXT. Now, changing the subject, have you been a victim of any type of crime in the past 12 months? That is, have you been a victim of robbery, burglary, assault, fraud, blackmail, extortion, violent threats or any other type of crime in the past 12 months?

Insecurity continues to rise

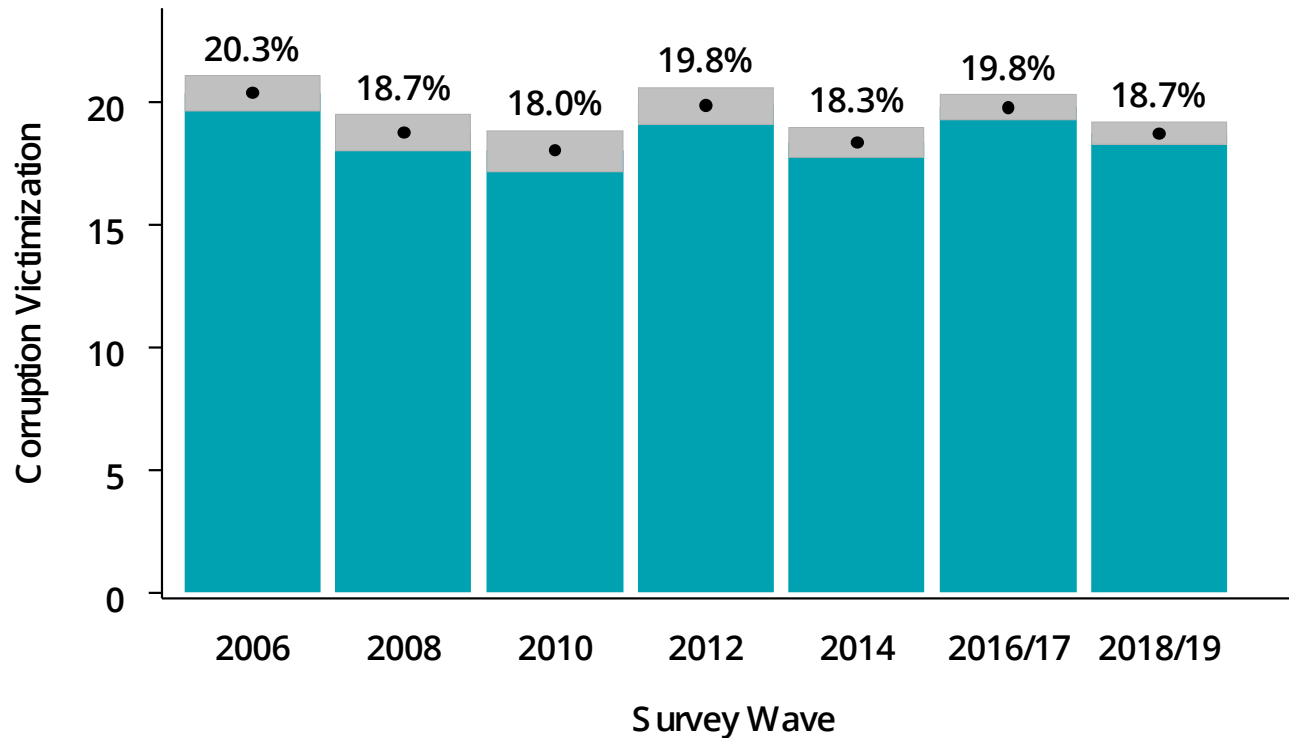


95 % Confidence Interval
(with Design-E ffects)

Source:  AmericasBarometer, LAPOP, 2018/19; (GM August 2019)

A0J11. Speaking of the neighborhood where you live and thinking of the possibility of being assaulted or robbed, do you feel very safe, somewhat safe, somewhat unsafe or very unsafe? Insecurity is coded as those individuals who said they feel very unsafe.

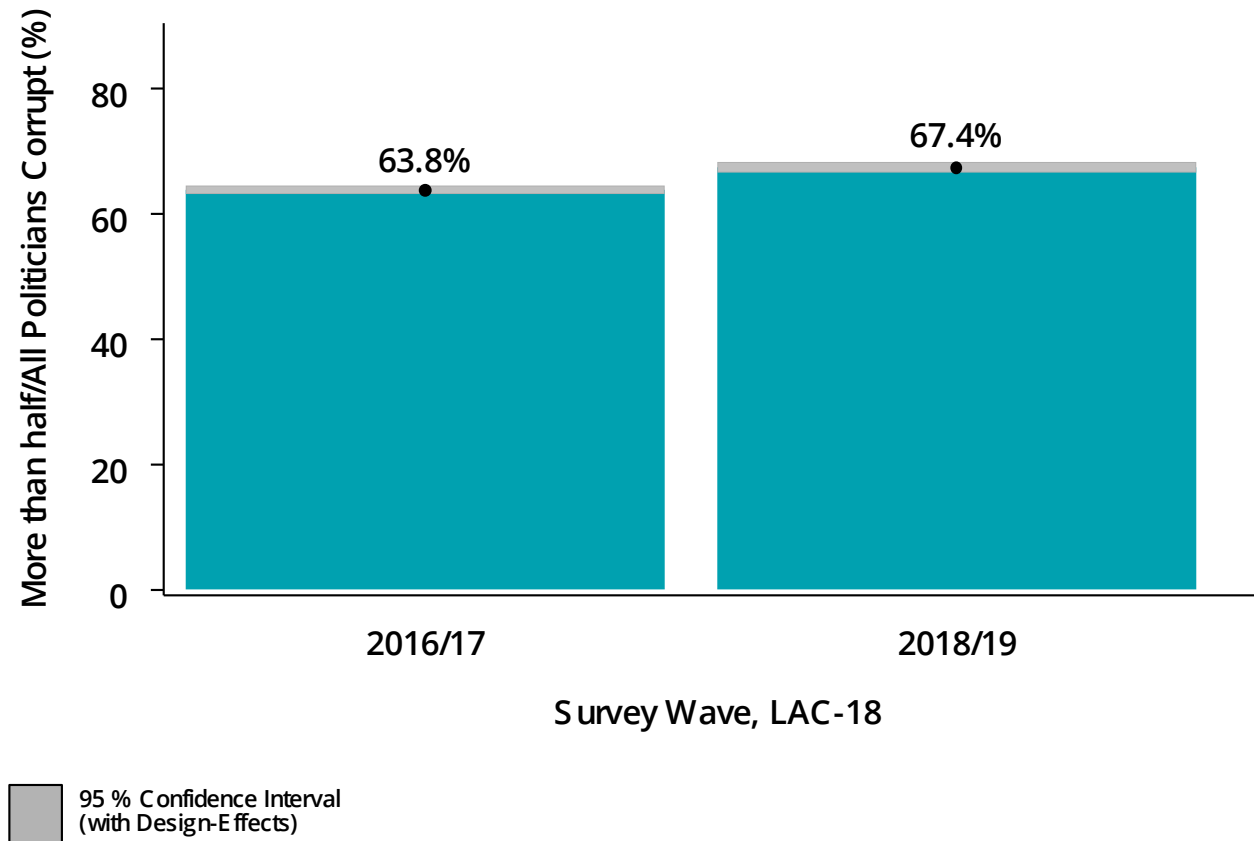
Bribe solicitation dropped slightly, but overall is sticky



95 % Confidence Interval
(with Design-E ffects)

Source: AmericasBarometer, LAPOP; (GM August 2019)

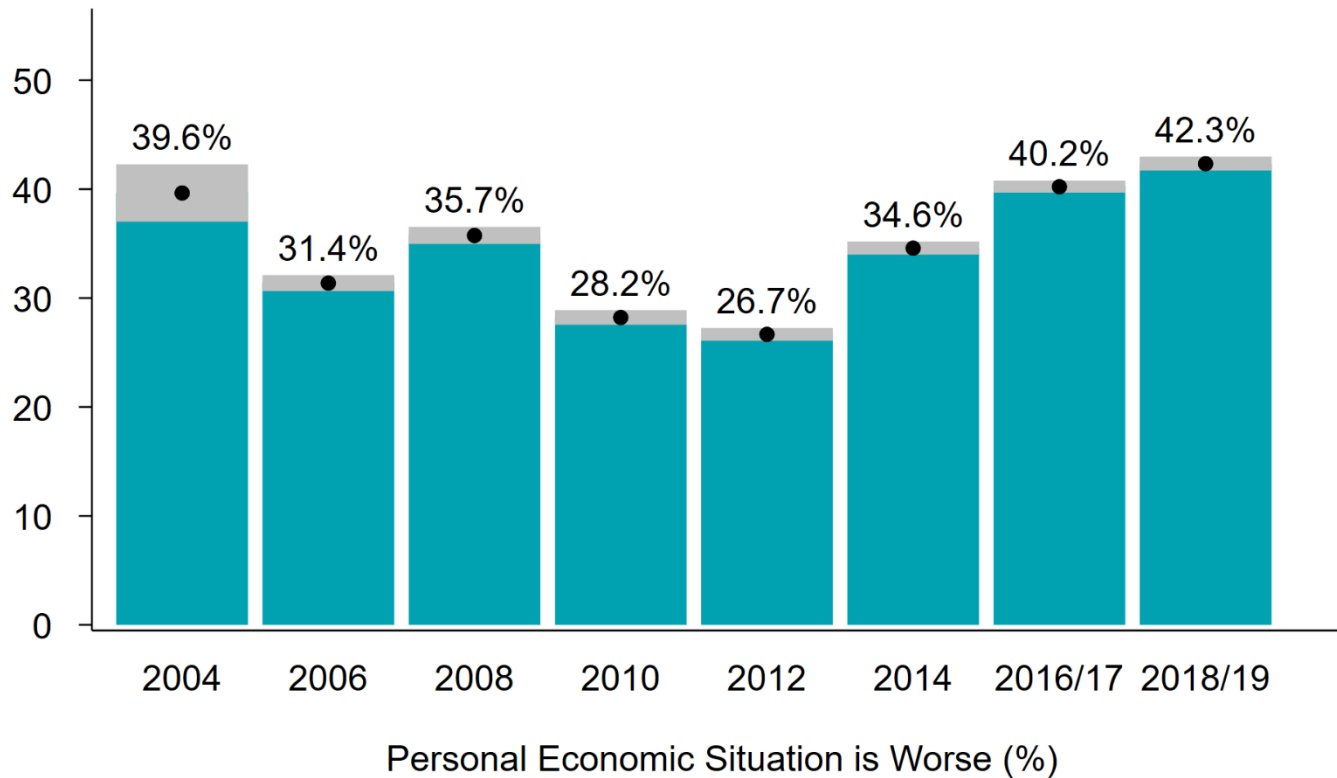
Perceptions of corruption are elevated, and increased



Source: □ AmericasBarometer, LAP OP

EXC7NEW. Thinking of politicians in [country], how many do you believe are involved in corruption? Graph shows % “more than half” or “all” are corrupt.

Perceptions of a poor personal economic situation have been increasing since 2012



95 % Confidence Interval
(with Design-Effects)

Source: © AmericasBarometer, LAPOP; GM Oct 2019

ID102. Do you think that your economic situation is better than, the same as, or worse than it was 12 months ago? Graphs shows % who respond "worse".

Pandemic and Democratic Attitudes

Mixed support for democracy



Source: © AmericasBarometer LAPOP

ING4. Democracy may have problems, but it is better than any other form of government. To what extent do you agree or disagree with this statement? 5, 6, 7 coded as “support”.

High tolerance for alternatives

	Is coup justified under...		President postponing elections justified under...	
	Health emergency	Corruption	Health emergency	Violence
Haiti	59%	43%	84%	77%
Mexico	33%	33%	66%	51%
Peru	37%	38%	65%	59%
Ecuador	34%	47%	60%	50%

JC13/JC13COVID. Some people say that under some circumstances it would be justified for the military of this country to take power by a coup d'état (military coup). In your opinion would a military coup be justified when there is a lot of corruption / when there is a public health emergency like the coronavirus.

Democratic attitudes in Peru

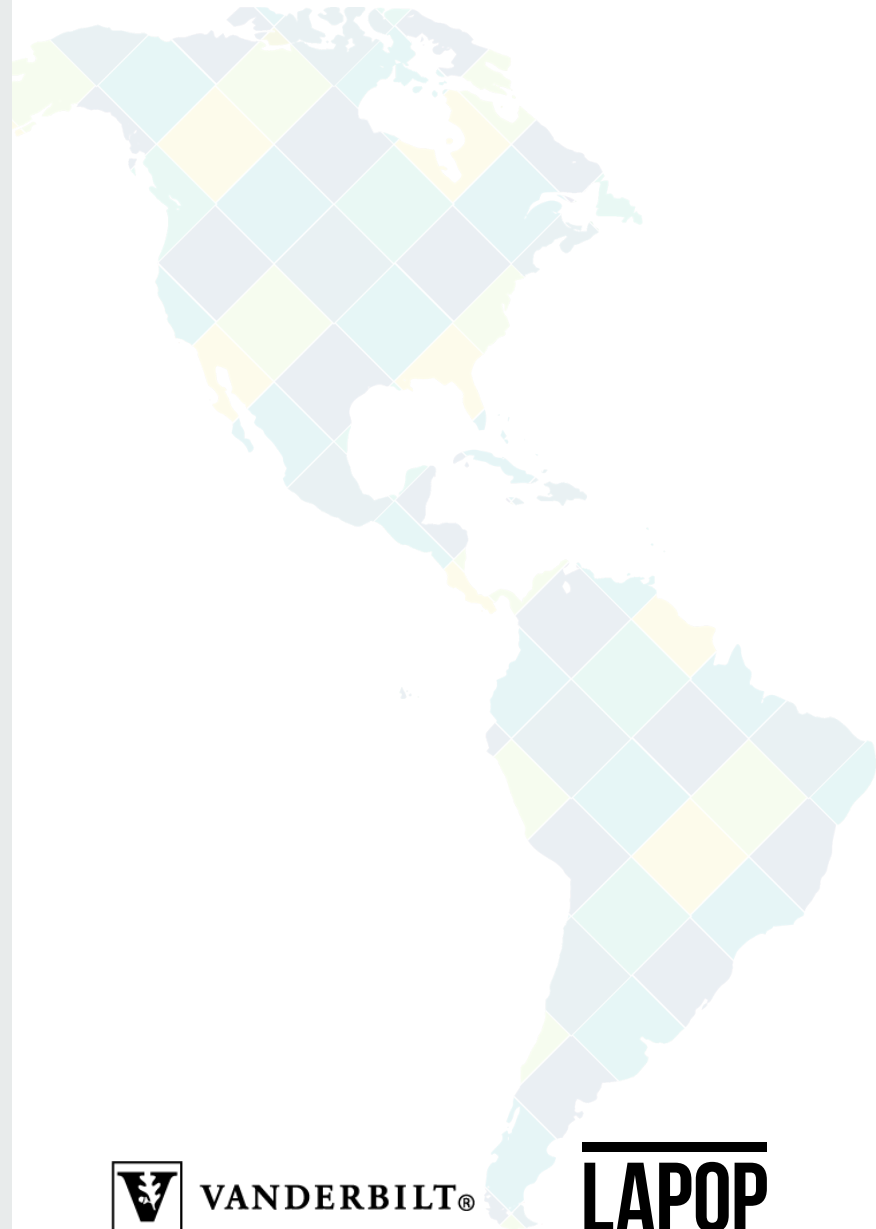
Question	Proportion
Prefer strong leader with no accountability to leader whose power is limited by Congress	48%
Votes are counted correctly and fairly “always”	35%
The rich buy the election results “always”	46%
Politicians can find out who each person voted for “always” or “sometimes”	75%

LAPOP Lab Team

Elizabeth J. Zechmeister
Noam Lupu

Rubí Arana	Luke Plutowski
Fernanda Boidi	Mariana Rodriguez
Oscar Castorena	Lindsey Thomas
Laura Kramer	Valerie Schweizer
Sebastian Larrea	Carole Wilson
Daniel Montalvo	
Georgina Pizzolitto	

This study is made possible by the support of the American People through the United States Agency for International Development (USAID). The contents of this study are the sole responsibility of the authors and LAPOP and do not necessarily reflect the views of USAID or the United States Government.



VANDERBILT®

LAPOP