

# How Indians View Gender Roles in Families and Society

Jonathan Evans, Neha Sahgal, Ariana Monique Salazar,  
Kelsey Jo Starr, Manolo Corichi

# Pew Research Center

**Who we are:** A nonprofit ‘fact tank’ that informs the public about the issues, attitudes and trends shaping the world. We are nonpartisan and nonadvocacy, meaning we do not take policy positions or make recommendations.

We are a subsidiary of The Pew Charitable Trusts, our primary funder. We partner strategically with philanthropists and institutional funders who share our commitment to impartial research and data that drive discussion.

**What we do:** Generate a foundation of facts to enrich public dialogue and support sound decision-making. We conduct public opinion polling, demographic research, content analysis and data-driven social science research.

**Find our data:** [www.pewresearch.org/indiasurvey](http://www.pewresearch.org/indiasurvey)

## About the Religion in India survey



- Nearly 30,000 interviews conducted nationally with population 18+
- Fieldwork conducted November 2019 to March 2020 (before the first wave of COVID-19)
- Interviews conducted in 17 Indian languages
- Kashmir Valley, Sikkim and Manipur were not accessible
- Interview lasted 45 minutes on average

Note: These regions reflect zonal council divisions. Population shares based on adults ages 18 and older and exclude the union territories of Andaman and Nicobar Islands and Lakshadweep. Fieldwork could not be conducted in the Kashmir Valley due to security concerns. Fieldwork could not be conducted in Manipur or Sikkim due to the outbreak of COVID-19. No locations in Chandigarh, Dadra and Nagar Haveli and Daman and Diu, or Ladakh were selected for inclusion in the survey. Fieldwork was not conducted in Andaman and Nicobar Islands or Lakshadweep. Source: Census of India, 2011.

# Most Indians see women, men as equally good political leaders

*% of Indian adults who say that in general ...*

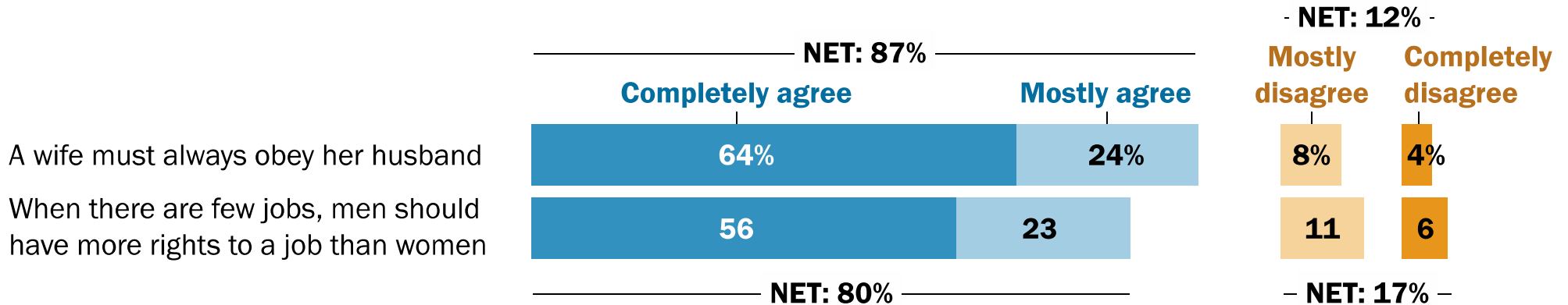


Note: Don't know/Refused responses not shown.

Source: Survey conducted Nov. 17, 2019-March 23, 2020, among adults in India.

# Indians overwhelmingly agree with the notion that wives should obey husbands

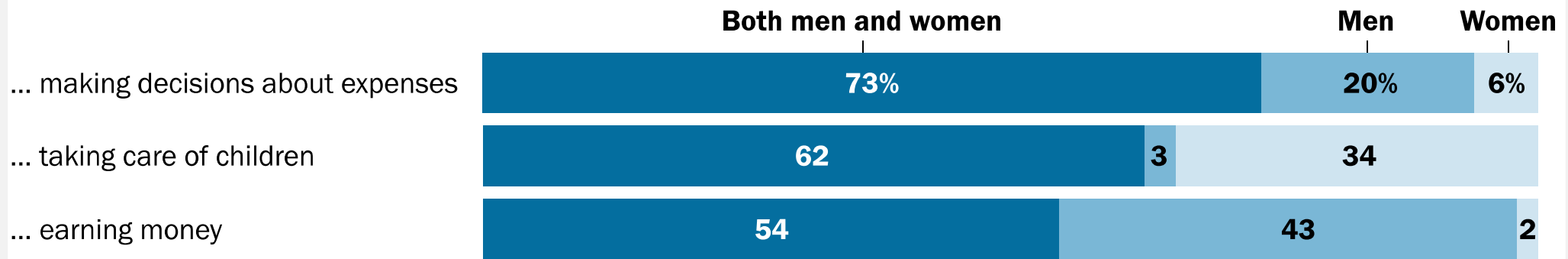
*% of Indian adults who agree/disagree with the following statements*



Note: Don't know/Refused responses not shown. Figures may not add to subtotals indicated due to rounding.  
 Source: Survey conducted Nov. 17, 2019-March 23, 2020, among adults in India.

# Nearly three-quarters of adults in India say both men and women should make financial decisions in a family

*% of Indian adults who say that in a family, \_\_\_ should be primarily responsible for ...*



Note: Depends/Other/Don't know/Refused responses not shown.

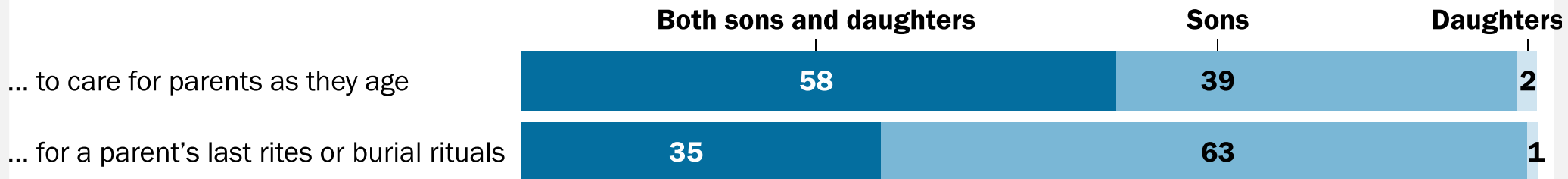
Source: Survey conducted Nov. 17, 2019-March 23, 2020, among adults in India.

## In India, nearly two-thirds of adults say sons should handle their parents' last rites

*% of Indian adults who say \_\_\_\_ to inheritance from parents*



*% of Indian adults who say that in a family, \_\_\_\_ should have the primary responsibility ...*



Note: Daughters-in-law/Sons-in-law/Other/Neither/Depends/Don't know/Refused responses not shown. Muslims and Christians were asked about "burial rituals," all other respondents were asked about "last rites."

Source: Survey conducted Nov. 17, 2019-March 23, 2020, among adults in India.

## Nearly all Indians say it is very important to have sons and daughters

*% of Indian adults who say it is very important for a family to have at least one ...*

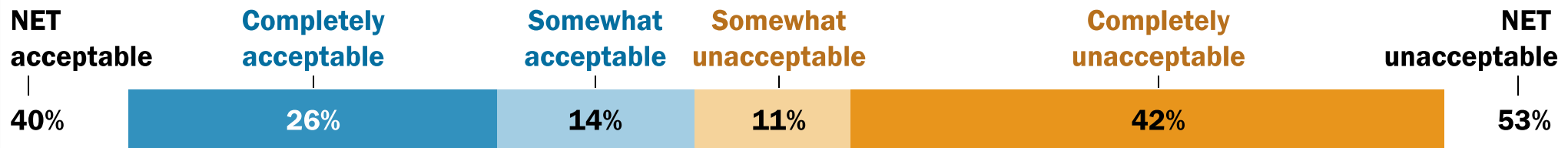


Source: Survey conducted Nov. 17, 2019-March 23, 2020, among adults in India.



## Four-in-ten Indians say it is acceptable to balance gender makeup of family via modern methods

*% of Indian adults who say it is \_\_\_ to get a checkup using modern methods to balance the number of girls and boys in the family*

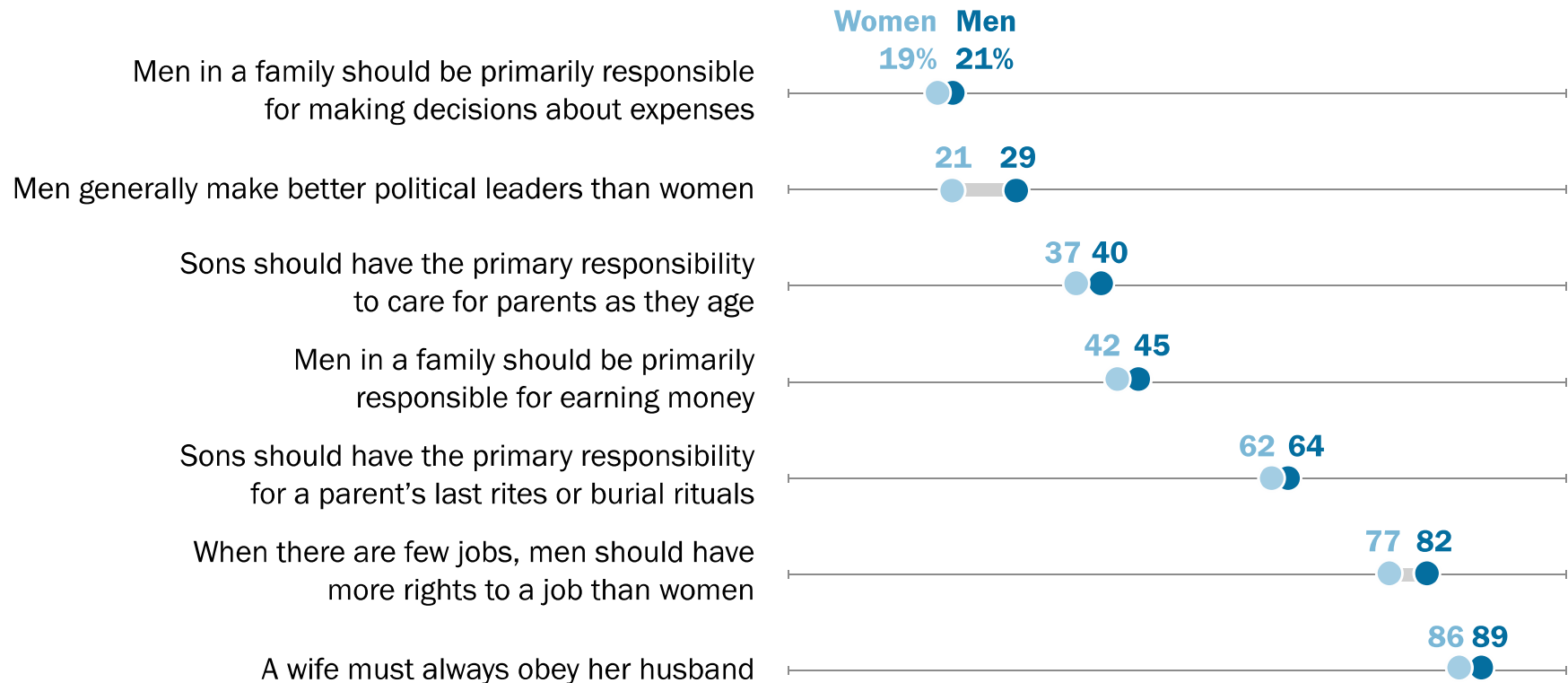


Note: Don't know/Refused responses not shown.

Source: Survey conducted Nov. 17, 2019-March 23, 2020, among adults in India.

# Small differences between Indian men and women on gender attitudes

*% of Indian adults who say...*

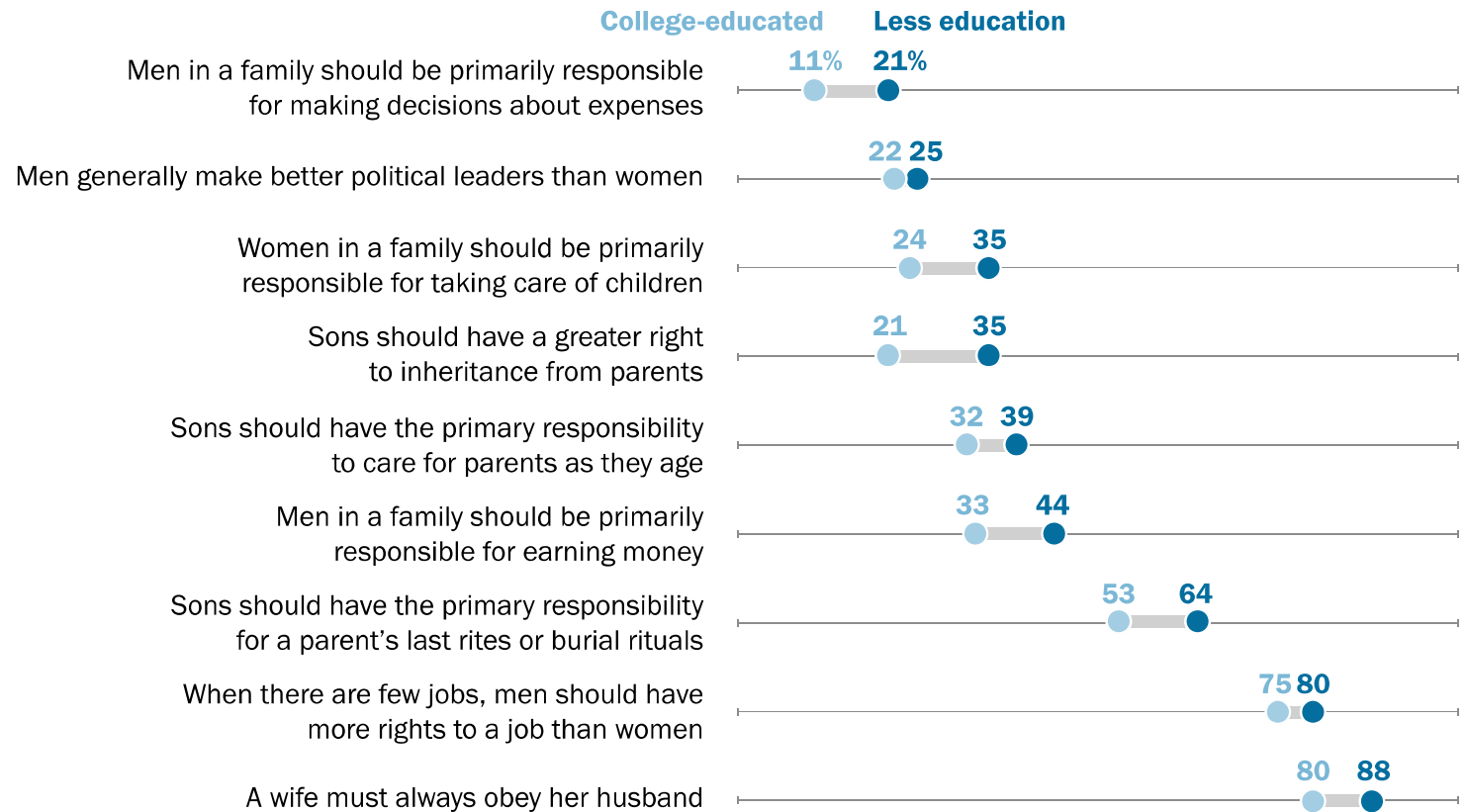


Note: Differences by gender are statistically significant. Muslims and Christians were asked about "burial rituals," all other respondents were asked about "last rites."

Source: Survey conducted Nov. 17, 2019-March 23, 2020, among adults in India.

# Indians with a college degree less likely to hold traditional views

*% of Indian adults who say...*



Note: Differences by education level are statistically significant. Muslims and Christians were asked about "burial rituals," all other respondents were asked about "last rites."

Source: Survey conducted Nov. 17, 2019-March 23, 2020, among adults in India.

# Sikhs often least likely to hold traditional views toward gender roles

*% of Indian adults who say that...*

	<b>Sons should have the primary responsibility for a parent's last rites or burial rituals</b>	<b>Men in a family should be primarily responsible for earning money</b>	<b>Women in a family should be primarily responsible for taking care of children</b>	<b>Sons should have the primary responsibility to care for parents as they age</b>	<b>Sons should have a greater right to inheritance from parents</b>	<b>Men in a family should be primarily responsible for making decisions about expenses</b>
Muslims	74%	61%	44%	43%	42%	28%
Jains	67	31	27	33	25	19
Hindus	63	43	34	39	34	20
Buddhists	46	22	12	35	18	9
Christians	44	34	34	29	31	14
Sikhs	29	17	14	17	11	9

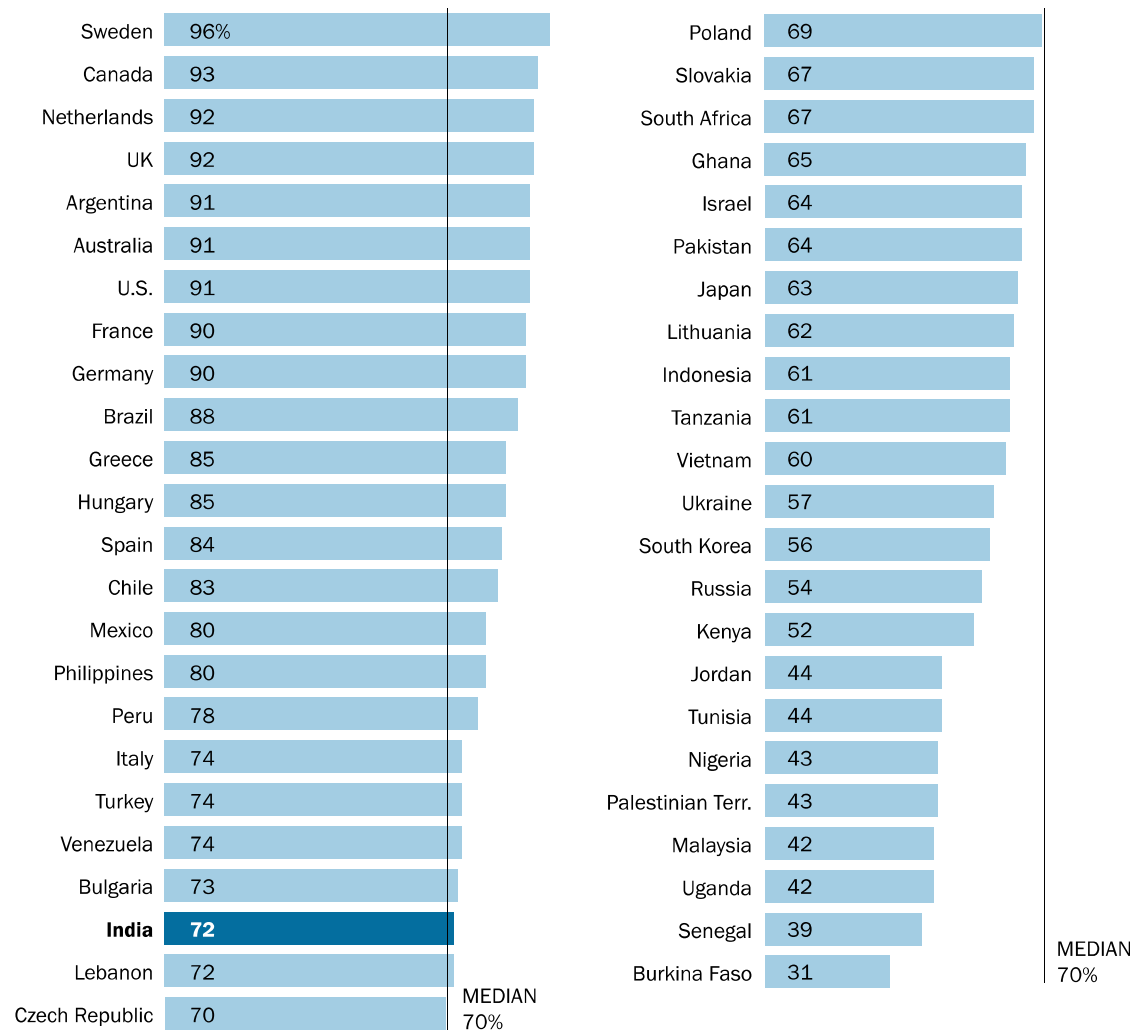
Note: Darker shades represent higher values. Muslims and Christians were asked about “burial rituals,” all other respondents were asked about “last rites.”

Source: Survey conducted Nov. 17, 2019-March 23, 2020, among adults in India.

# Most Indians strongly support equal rights for women, in line with global public opinion

*% of adults who say it is very important for women to have the same rights as men*

Source: 2019 Global Attitudes Survey (34 countries); 2015 Global Attitudes Survey (13 countries and territories: Burkina Faso, Chile, Ghana, Jordan, Malaysia, Pakistan, Palestinian Territories, Peru, Senegal, Tanzania, Uganda, Venezuela, Vietnam).

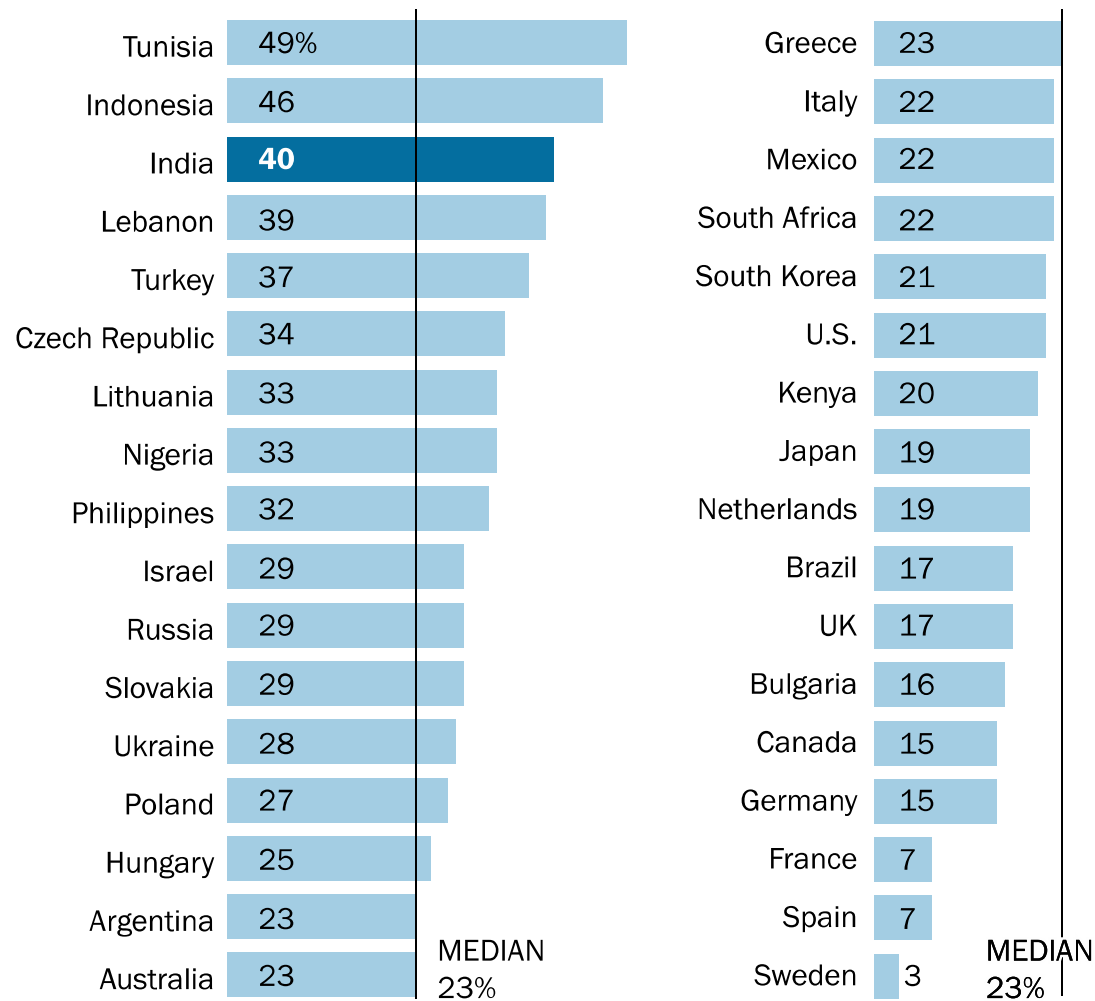


# Four-in-ten Indians say marriage with traditional gender roles is more satisfying

*% of adults who say a marriage is more satisfying if the husband provides for the family and the wife takes care of the house and children*

Note: Respondents were asked, "What kind of marriage do you think is the more satisfying way of life? One where the husband provides for the family and the wife takes care of the house and children OR One where the husband and wife both have jobs and together take care of the house and children?" The two options were randomized.

Source: 2019 Global Attitudes Survey.



**Jonathan Evans**  
*Research Associate*  
**[jevans@pewresearch.org](mailto:jevans@pewresearch.org)**