

# **Young adult attitudes toward global threats and international cooperation**

**Janell Fetterolf**

*Senior Researcher, Global Attitudes*

**Who we are:** A nonprofit ‘fact tank’ that informs the public about the issues, attitudes and trends shaping the world. We are nonpartisan and nonadvocacy, meaning we do not take policy positions nor make policy recommendations.

We are a subsidiary of The Pew Charitable Trusts, our primary funder. We partner strategically with philanthropists and institutional funders who share our commitment to impartial research and data that drive discussion.

**What we do:** Generate a foundation of facts to enrich public dialogue and support sound decision-making. We conduct public opinion polling, demographic research, content analysis and data-driven social science research.

# Spring 2022 Global Attitudes Survey Methodology

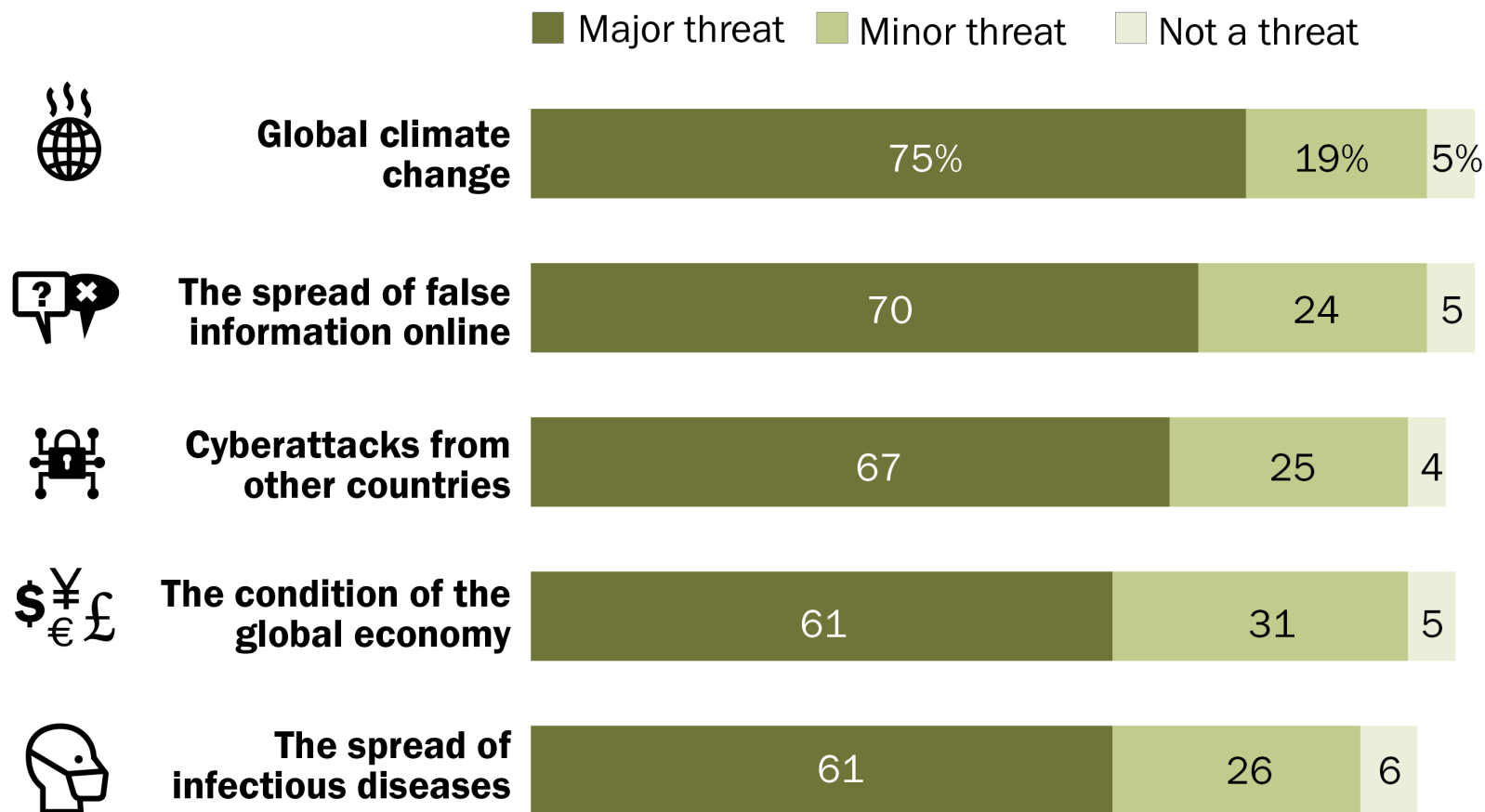
- Survey conducted across 18 countries from February 14 to June 3, 2022, totaling 20,944 respondents
- Canada, Belgium, France, Germany, Greece, Hungary, Italy, Netherlands, Poland, Spain, Sweden, UK, Israel, Australia, Japan, Malaysia, Singapore, South Korea
- Based on telephone, face to face and web interviews with nationally representative samples of adults 18 and older
- The margin of sampling error for the completed set of weighted data is  $\pm 2.8$  to  $\pm 4.5$  percentage points

## U.S. Methodology

- U.S. data comes from a survey of 3,581 U.S. adults conducted from March 21 to 27, 2022.
- Everyone who took part in this survey is a member of the Center's American Trends Panel (ATP), an online survey panel that is recruited through national, random sampling of residential addresses.
- The survey is weighted to be representative of the U.S. adult population by gender, race, ethnicity, partisan affiliation, education and other categories.

# Three-in-four across 19 countries view global climate change as a major threat to their country

% who say \_\_ is a major threat, minor threat or not a threat to their country



Note: Percentages are medians based on 19 countries.

Source: Spring 2022 Global Attitudes Survey.

# Older people are more concerned about spread of online misinformation, cyberattacks than the young

% who say \_\_\_ is a **major threat**, among those ages ...

## The spread of false information online

## Cyberattacks from other countries

	18-29	30-49	50+	Oldest- youngest diff	18-29	30-49	50+	Oldest- youngest diff
	%	%	%		%	%	%	
U.S.	56	69	75	<b>+19</b>	54	66	81	<b>+27</b>
Canada	64	59	75	<b>+11</b>	43	57	73	<b>+30</b>
Belgium	69	63	70	+1	59	64	74	<b>+15</b>
France	70	74	76	<b>+6</b>	69	75	80	<b>+11</b>
Germany	71	72	79	<b>+8</b>	56	65	78	<b>+22</b>
Greece	87	75	79	-8	67	66	67	0
Hungary	61	65	62	+1	56	57	55	-1
Italy	73	74	80	<b>+7</b>	61	69	68	+7
Netherlands	70	69	81	<b>+11</b>	61	72	82	<b>+21</b>

Note: Statistically significant differences shown in **bold**.

Source: Spring 2022 Global Attitudes Survey.

# Older people are more concerned about spread of online misinformation, cyberattacks than the young

% who say \_\_\_ is a **major threat**, among those ages ...

## The spread of false information online

## Cyberattacks from other countries

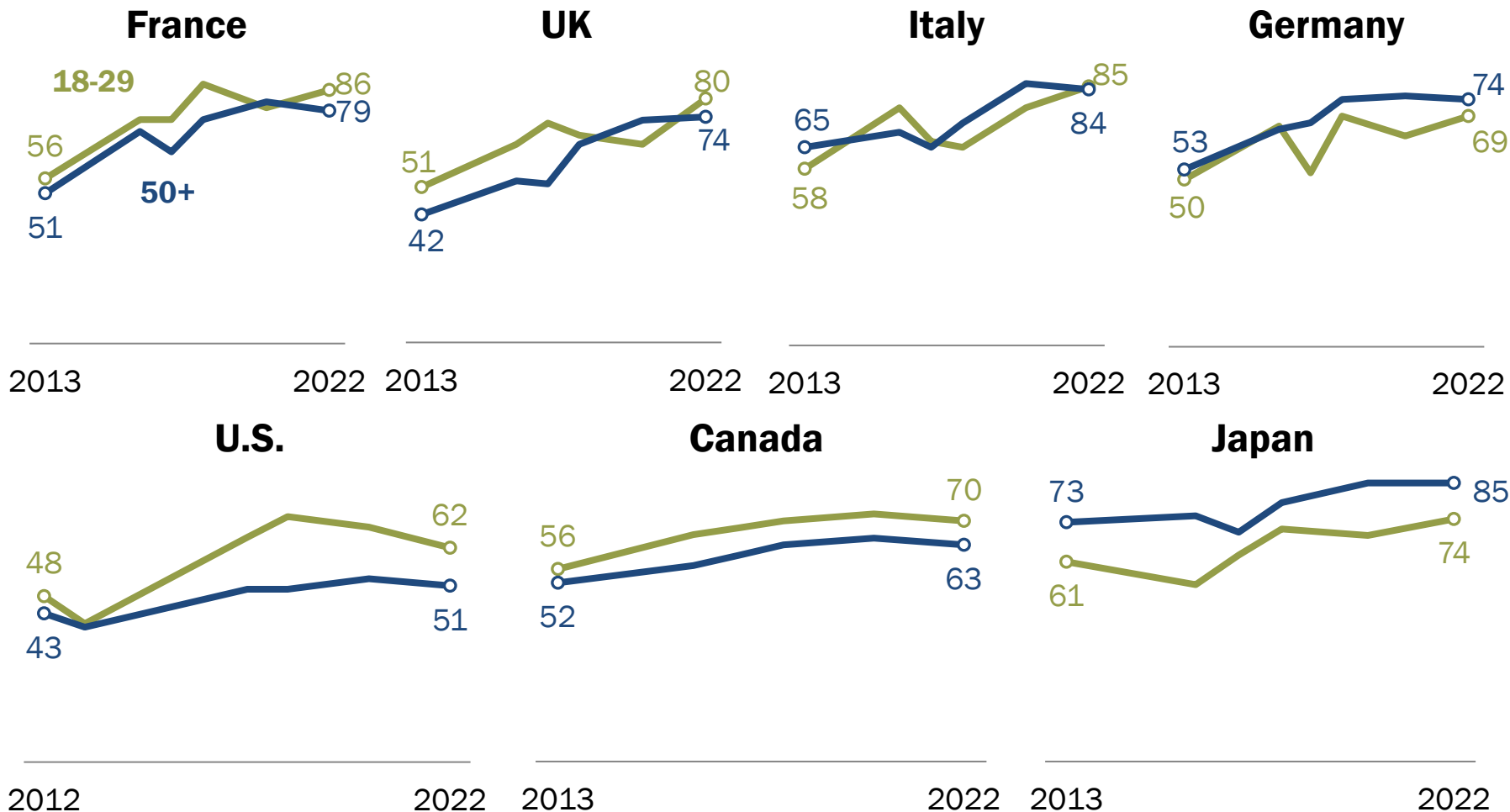
	18-29	30-49	50+	Oldest- youngest diff		18-29	30-49	50+	Oldest- youngest diff
	%	%	%			%	%	%	
Poland	75	68	59	<b>-16</b>		74	70	58	<b>-16</b>
Spain	68	69	72	+4		58	65	69	+11
Sweden	51	59	72	<b>+21</b>		58	61	77	<b>+19</b>
UK	66	69	76	<b>+10</b>		47	67	72	<b>+25</b>
Israel	45	41	42	-3		70	61	64	-6
Australia	60	61	72	<b>+12</b>		49	62	77	<b>+28</b>
Japan	76	79	76	0		88	88	89	+1
Malaysia	67	61	67	0		51	52	54	+3
Singapore	48	56	61	<b>+13</b>		63	66	56	-7
South Korea	68	87	84	<b>+16</b>		73	84	87	<b>+14</b>

Note: Statistically significant differences shown in **bold**.

Source: Spring 2022 Global Attitudes Survey.

# Younger and older people are growing more concerned over climate change; in some countries more young people hold this view

% who say global climate change is a **major threat** to their country, among those ages ...



Note: Prior to 2020, U.S. surveys were conducted by phone.

Source: Spring 2022 Global Attitudes Survey.

# Across advanced economies, people say international cooperation can address many problems, see common values as important for bringing nations together

*% who have a/say ...*



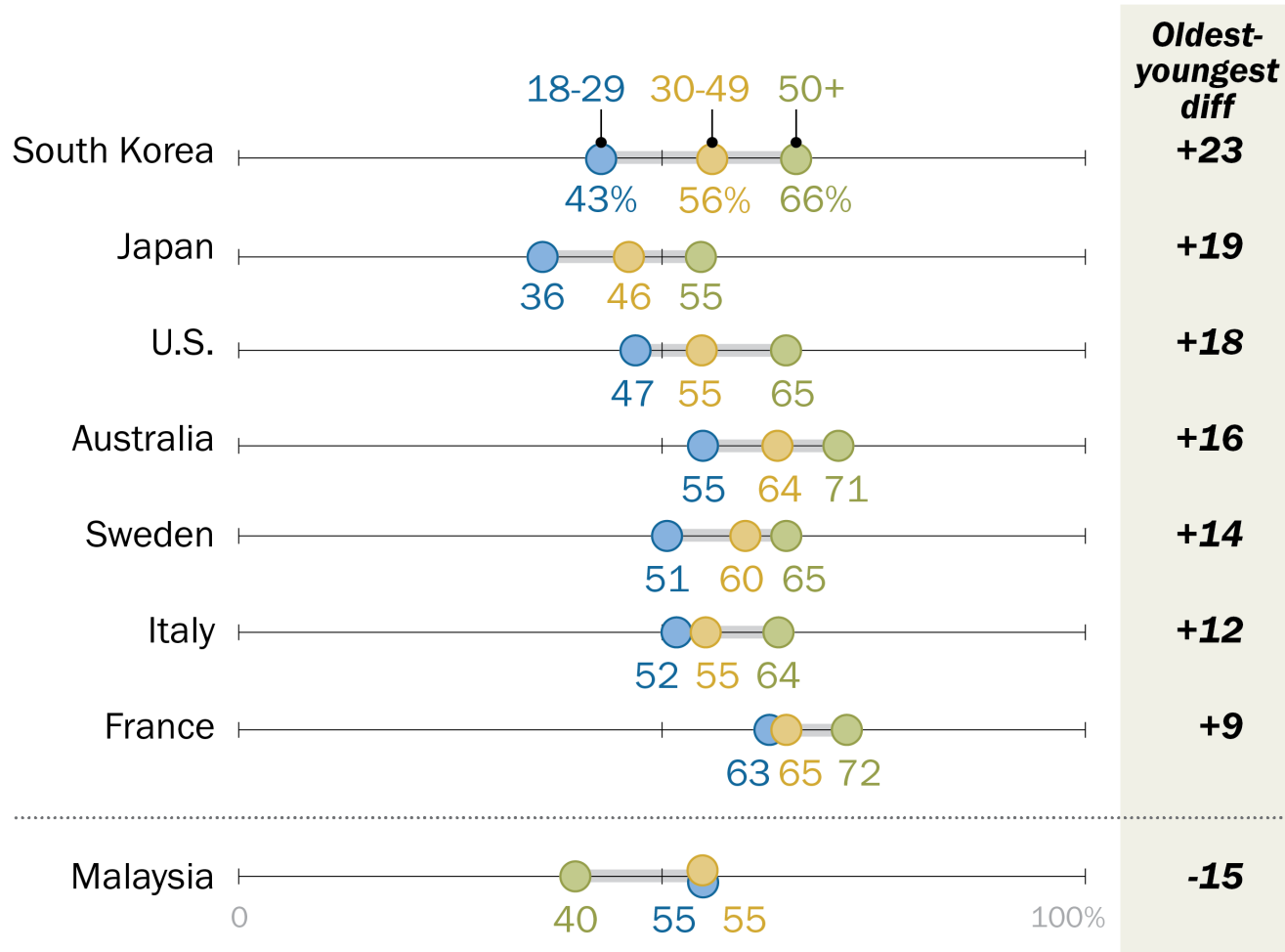
Note: Percentages are medians based on 19 countries.

Source: Spring 2022 Global Attitudes Survey



# Older adults are more likely to believe ‘common values’ bring countries together than younger adults

% who say *common values* are more important for bringing nations together



Note: Only statistically significant differences shown.

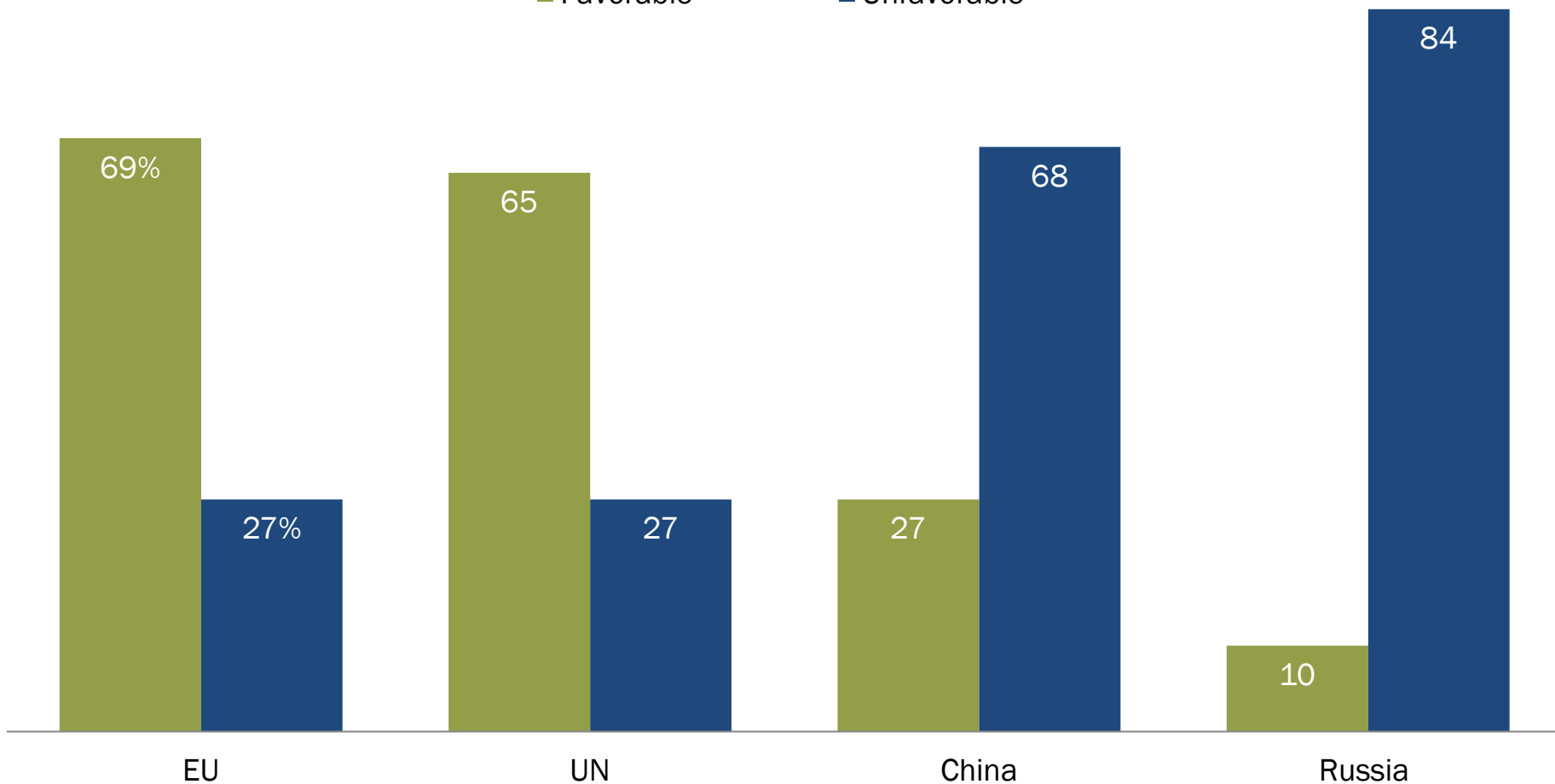
Source: Spring 2022 Global Attitudes Survey.

# Most have a positive opinion of the EU and UN, but negative views of China and Russia

% who have a **favorable** opinion of...

■ Favorable

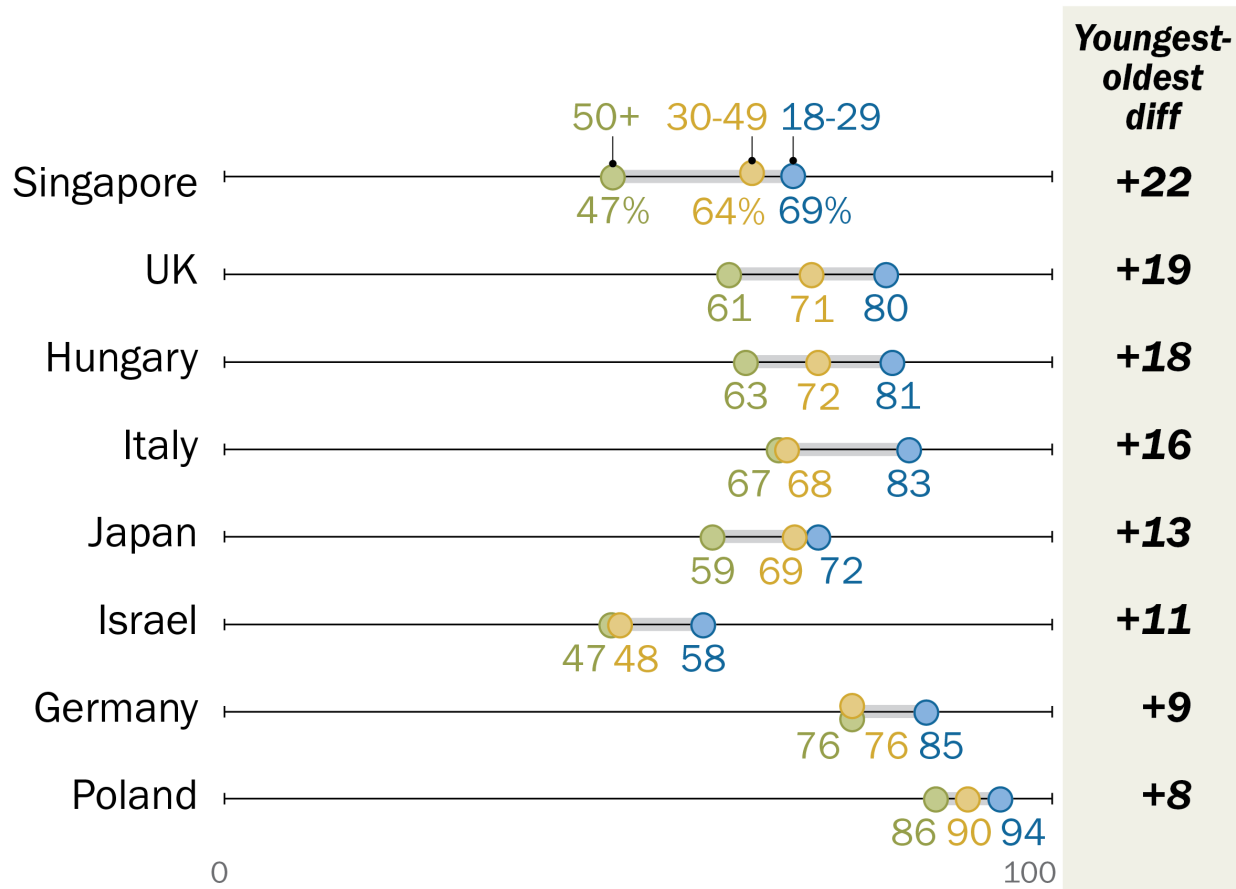
■ Unfavorable



Source: Spring 2022 Global Attitudes Survey.

# Young people more likely to express a positive view of the EU than older counterparts in several countries

% who have a ***favorable*** opinion of the European Union, among those ages ...

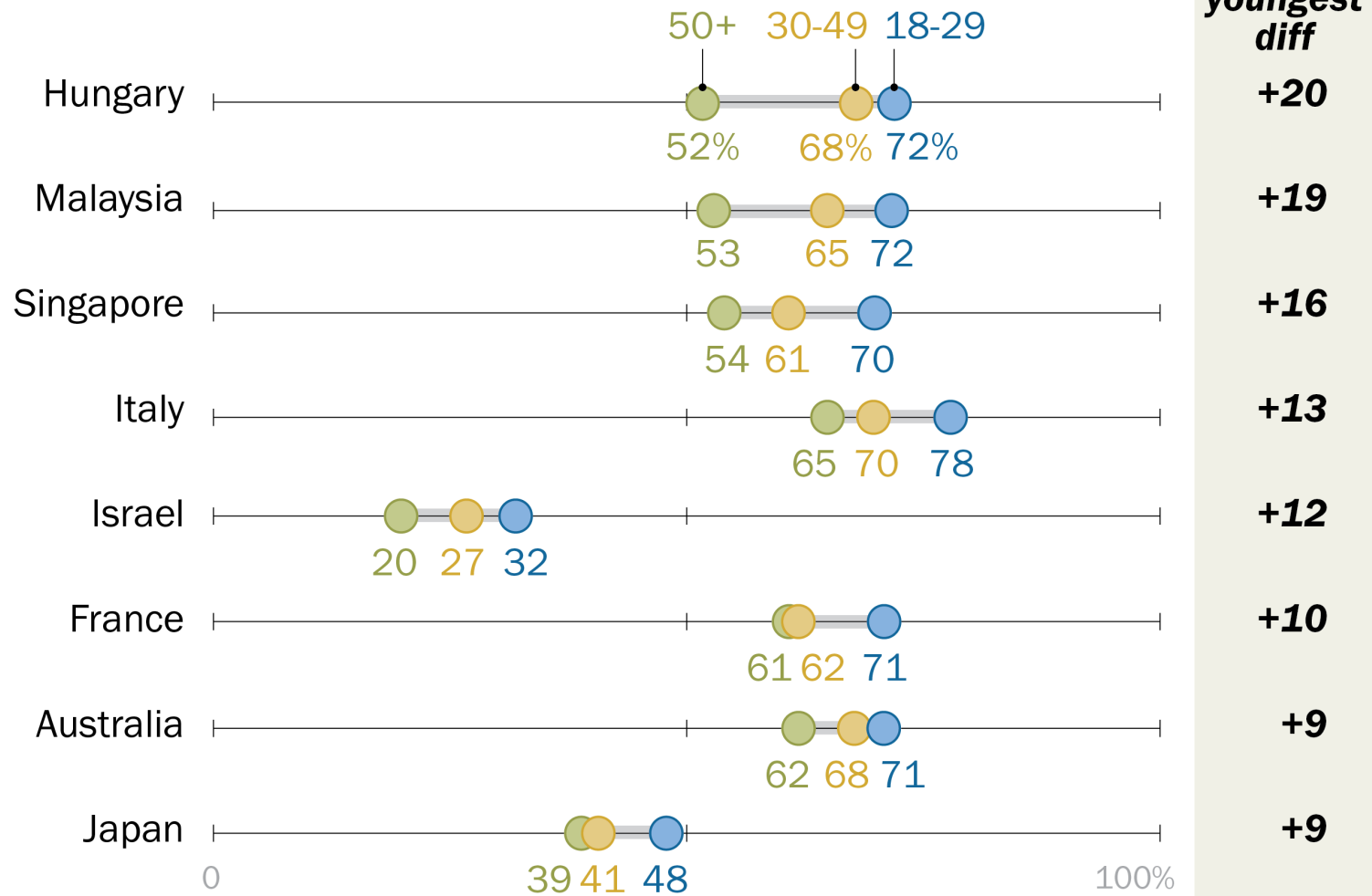


Note: Only statistically significant differences shown.

Source: Spring 2022 Global Attitudes Survey.

# Younger people are more positive toward the UN than their older counterparts in many countries

% who have a ***favorable*** opinion of the United Nations

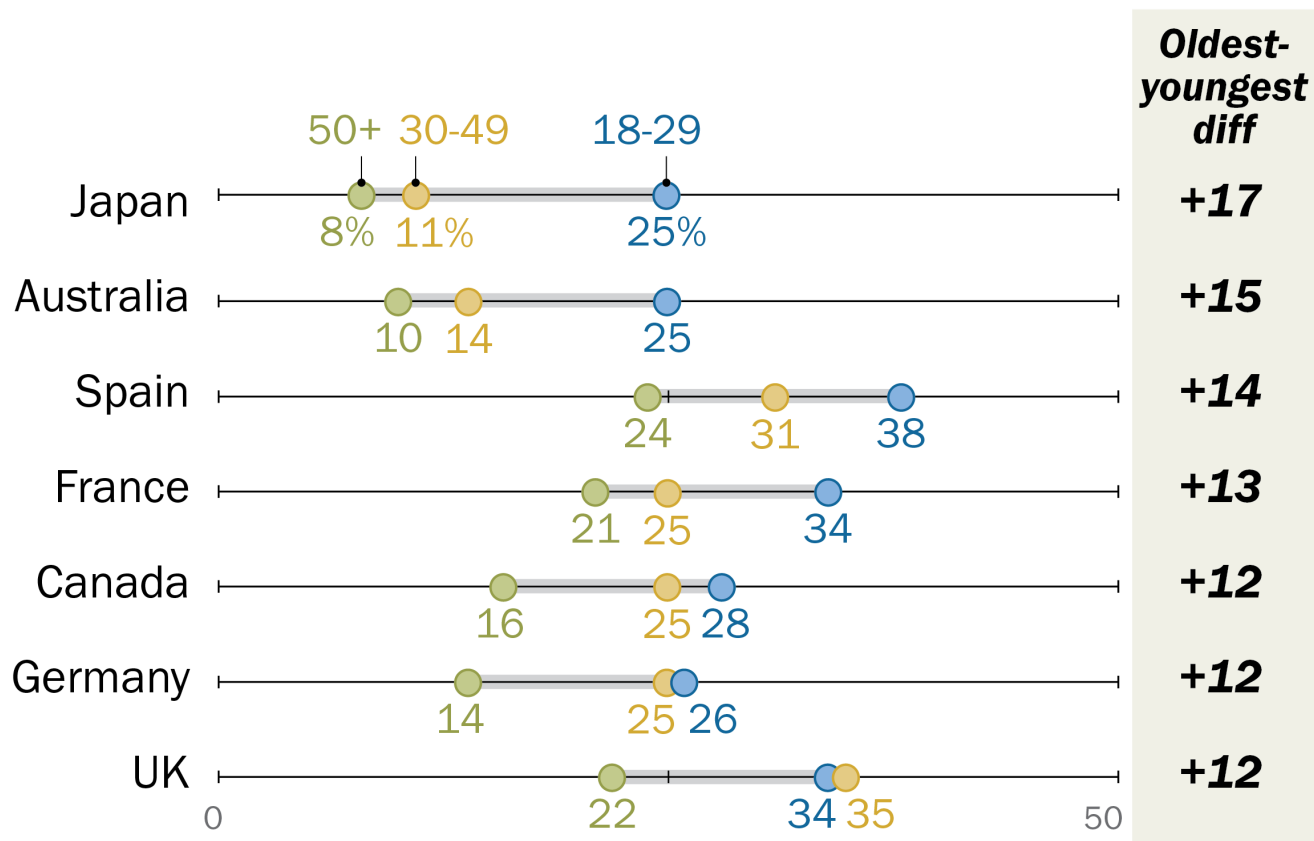


Note: Only statistically significant differences shown.

Source: Spring 2022 Global Attitudes Survey.

# Younger adults more favorable toward China than older adults in many countries (continued on next slide)

% who have a ***favorable*** opinion of China, among those ages ...

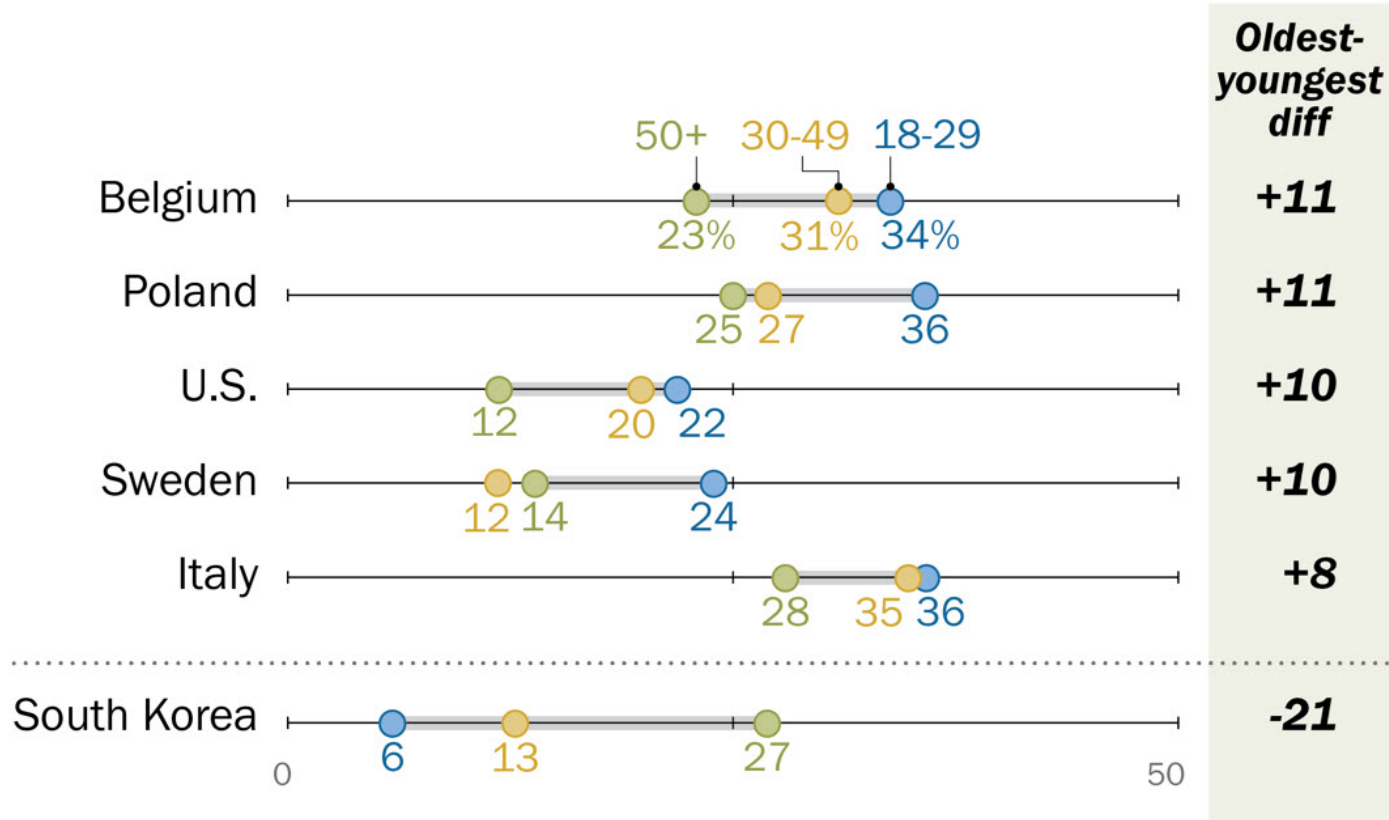


Note: Statistically significant differences are shown in **bold**.

Source: Spring 2022 Global Attitudes Survey.

# Younger adults more favorable toward China than older adults in many countries (continued)

% who have a ***favorable*** opinion of China, among those ages ...

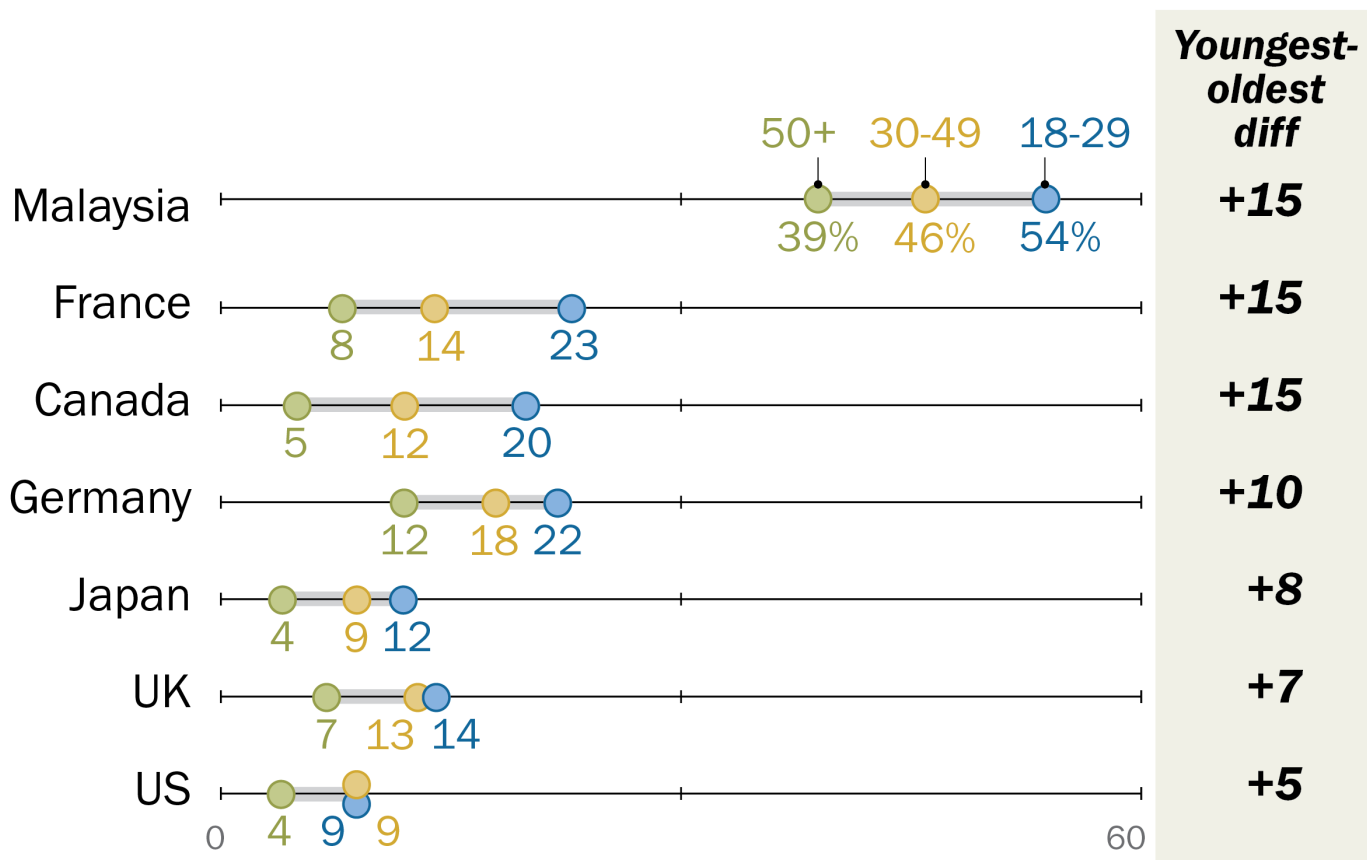


Note: Only statistically significant differences shown.

Source: Spring 2022 Global Attitudes Survey.

# Young adults more favorable on Russia than those 50 and older

% who have a ***favorable*** opinion of Russia, among those ages ...



Note: Only statistically significant differences shown.

Source: Spring 2022 Global Attitudes Survey.

## **In their own words**

- Currently conducting focus groups with young adults in the U.S., France, Germany and the UK
- What role, if any, do young people want to play in terms of international engagement?
- What values bring countries together and in what ways? What problems bring countries together?
- What global problems can international cooperation help solve and how does it help?
- How active should their country be in world affairs and what international issues should they focus on?



**All Pew Research Center reports are available  
online at [www.pewresearch.org](http://www.pewresearch.org)**

**Janell Fetterolf**

*Senior Researcher, Global Attitudes*

