

# Arab Public Opinion during COVID

The Sixth Wave of Arab Barometer

Michael Robbins

Princeton University

November 20, 2020



# About Arab Barometer

- ▶ Arab Barometer is a nonpartisan research network that provides insight into the social, political, and economic attitudes and values of ordinary citizens across the Arab world
- ▶ Arab Barometer goals
  1. Track attitudes & behavior
  2. Build institutional capacity
  3. Disseminate knowledge about ordinary citizens living in MENA

# About the surveys

- ▶ More than 75,000 interviews to date
- ▶ 55 nationally representative surveys
- ▶ Six waves across 15 countries
  - ▶ Wave 1 (2006-7) in 7 countries
  - ▶ Wave 2 (2010-11) in 10 countries
  - ▶ Wave 3 (2012-14) in 12 countries
  - ▶ Wave 4 (2016-17) in 7 countries
  - ▶ Wave 5 (2018-19) in 12 countries
  - ▶ Wave 6 (2020) in 5 countries
- ▶ Data are publicly available for download and analysis at [arabbarometer.org](https://arabbarometer.org)

# Methodological issues during COVID

## Arab Barometer 6th wave

- ▶ Phone surveys due to health risks associated with in-person interviews due to COVID-19
- ▶ Four rounds of surveys in each country in fall 2020
- ▶ Completed surveys: Algeria, Jordan, Lebanon, Morocco, & Tunisia
- ▶ To be completed: Iraq, Kuwait, & Libya
- ▶ Based on a random sample of 1,000 respondents per country using random-digit dialing (RDD) techniques.
- ▶ Used recontact list based on sample of 350,000 phone numbers in Lebanon.
- ▶ Surveys conducted by local partners across the region

# Methodological challenges

	<b>Challenge</b>	<b>Consideration</b>	<b>Outcome</b>
1.	Mode	Phone vs. web	Phone
2.	Institutional capacity	AutoDial, RDD	Minor modifications
3.	Sampling frame	Single or dual	Mobile only
4.	Length of interview	20 minutes max	Four separate surveys
5.	Country infrastructure	Geographic coverage	Weighting
6.	Non-response bias	Differing response rates	Future research
7.	Mode effects	Questionnaire design	Future research
8.	Regime type	Response bias	Conditioning & future research

# Upcoming surveys

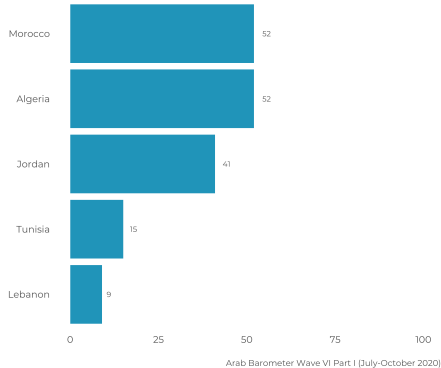
1. Additional phone surveys
2. Online opt-in panel
3. Push-to-web by text message
4. Face-to-face surveys

# Surveys during COVID

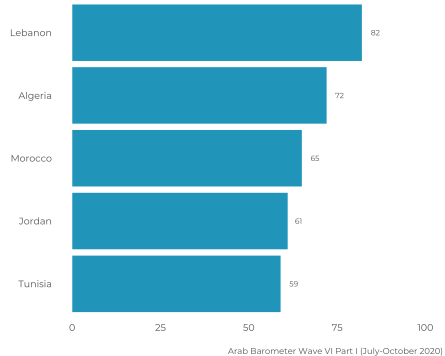


# Concern about COVID

**Most important challenge facing the country**  
*% saying spread of the coronavirus*

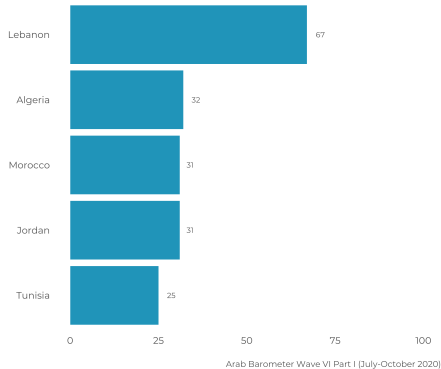


**Extent of concern about COVID-19 spreading over the next 6 months**  
*% saying very or somewhat concerned*

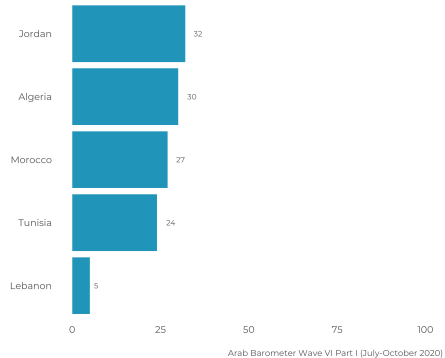


# Reason for Concern

**Reason for concern about COVID-19 spreading**  
*% saying having a family member get ill or die*



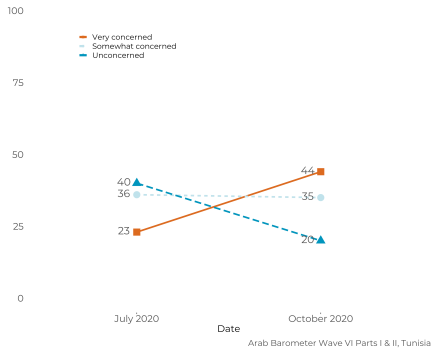
**Reason for concern about COVID-19 spreading**  
*% saying citizens not following government recommendations*



# Fear of COVID on the rise in Tunisia

Changes in concern over COVID-19 spreading,  
July vs. October 2020

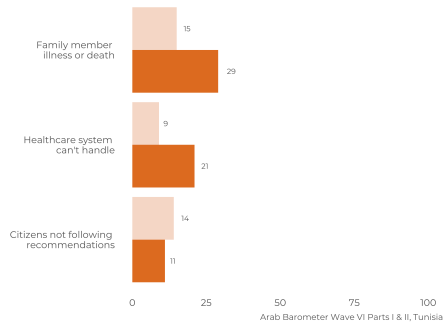
% of Tunisians saying they are



Changes in reasons for concern over COVID-19 spreading,  
July vs. October 2020

% of Tunisians saying they are concerned because

July 2020 October 2020

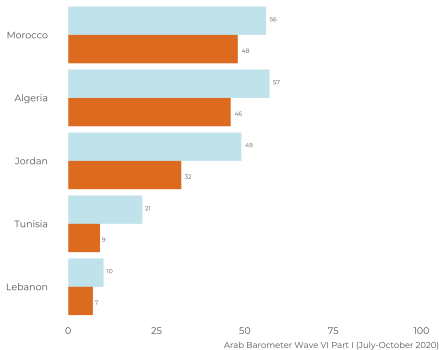


# Women are more concerned about COVID

## Most important challenge facing the country

% saying spread of the coronavirus by gender

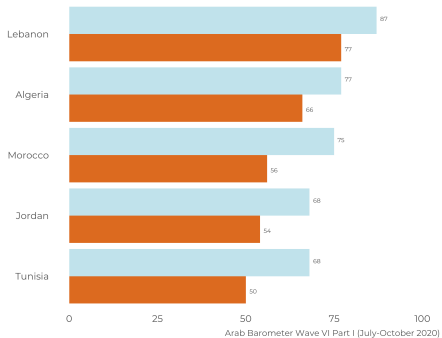
Female Male



## Extent of concern about COVID-19 spreading over the next 6 months

% saying very or somewhat concerned by gender

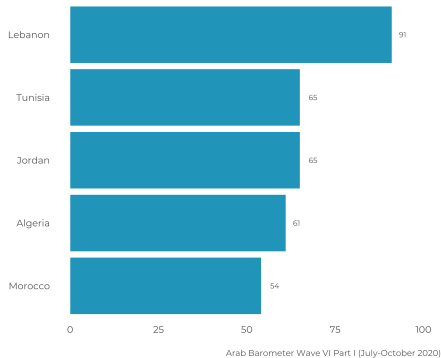
Female Male



# Fear of losing source of income

## Concern for losing main source of income in next 12 months

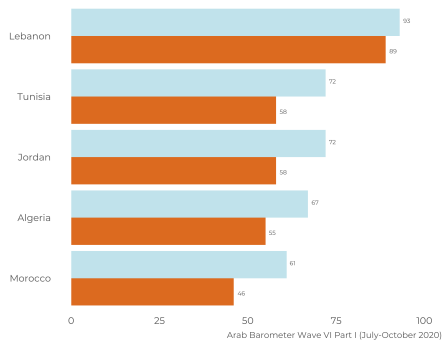
% saying very or somewhat concerned



## Concern for losing main source of income in next 12 months

% saying very or somewhat concerned by gender

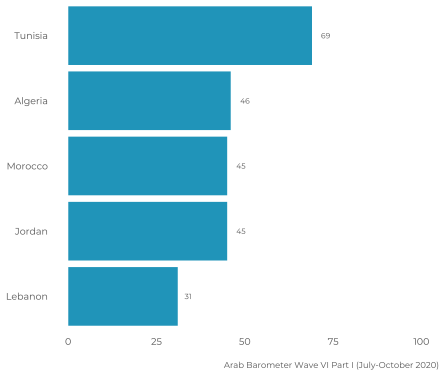
Female Male



# Violence against women

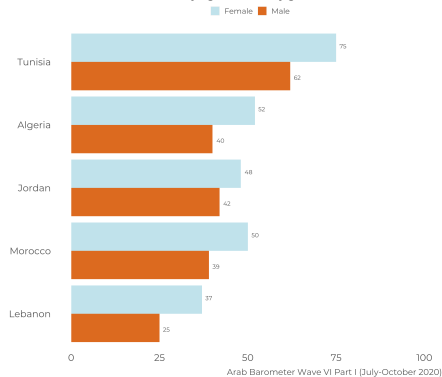
**Gender based violence during COVID-19 pandemic**

*% saying increased*

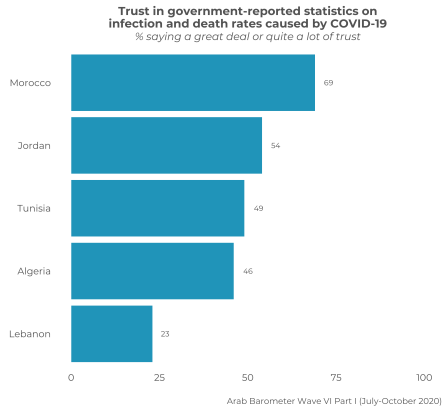
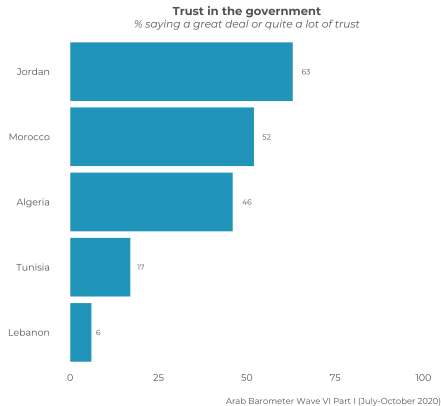


**Gender based violence during COVID-19 pandemic**

*% saying increased by gender*



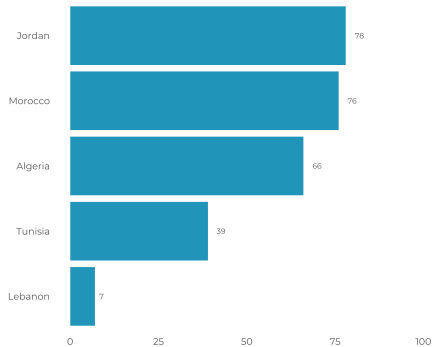
# Trust in government



# Government performance & COVID

## Satisfaction with government's performance overall

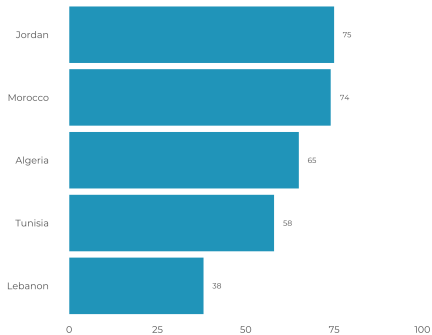
*% saying completely satisfied or satisfied*



Arab Barometer Wave VI Part I (July-October 2020)

## Evaluation of government performance in responding to COVID-19 outbreak

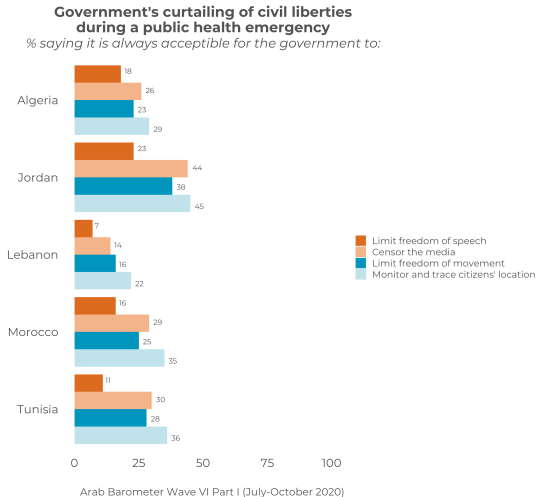
*% saying very good or good*



Arab Barometer Wave VI Part I (July-October 2020)



# Restricting rights due to COVID



A faint, light blue world map is visible in the background, centered on the Atlantic Ocean and showing the continents of North America, South America, Europe, Africa, and Asia.

Michael Robbins, PhD  
Director, Arab Barometer  
Email: mdr7@princeton.edu



[www.arabbarometer.org](http://www.arabbarometer.org)



[@arabbarometer](https://www.facebook.com/arabbarometer)



[@ArabBarometer](https://twitter.com/ArabBarometer)